
PQL 55182 LED 2 X 4 PANEL- 75W/40K- 120-277V/DIMMABLE/V4- SUPERIOR LIFE®

LumCAT: 55182
Report No: SENSING20100322s001 Voltage(V): 0.000
Test No: Current(A): 0.000
LampCAT: 2835 4000K Power (W): 70.900
Lamp flux(lm): 7179.0 PF:0.000
Number of Lamps:1 Ballast type:
Length(mm): 1200 Width(mm): 600
Phm Type:C Height(mm): 9

Photometric Results

Lumens(lm): 7178.53
Efficiency(%): 99.99%
Lumens(lm)/Power(W): 101.25
Central intensity(cd): 2478.843
Maximum intensity(cd): 2485.366
Angle of maximum intensity: C=30.0 γ =0.0
Beam Angle(50%lmax): [V]Left=56.0 Right=57.8
 [H]Left=55.5 Right=57.0
Field angle(10%lmax): [V]Left=80.4 Right=82.2
 [H]Left=80.3 Right=81.6
Maximum s/h: C0_180=0.64 C90_270=0.64
Up flux rate of lamp(%): 0.52%
Down flux rate of lamp(%): 99.47%
Up flux rate of luminaire(%):0.52%
Down flux rate of luminaire(%):99.48%
CIE Type : Direct lighting
Output flux ratio in π solid angle : 78.107%

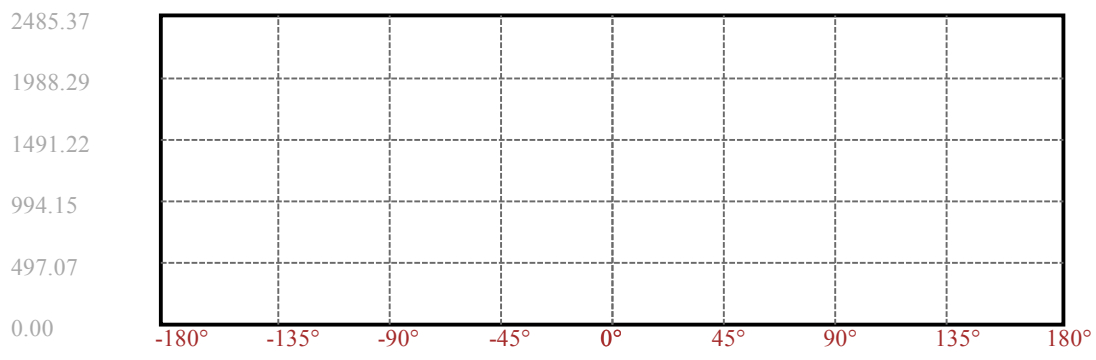
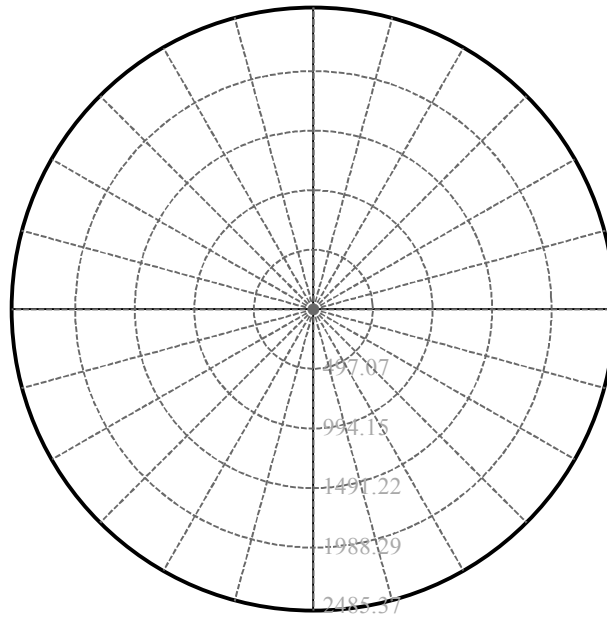
Zonal flux distribution table

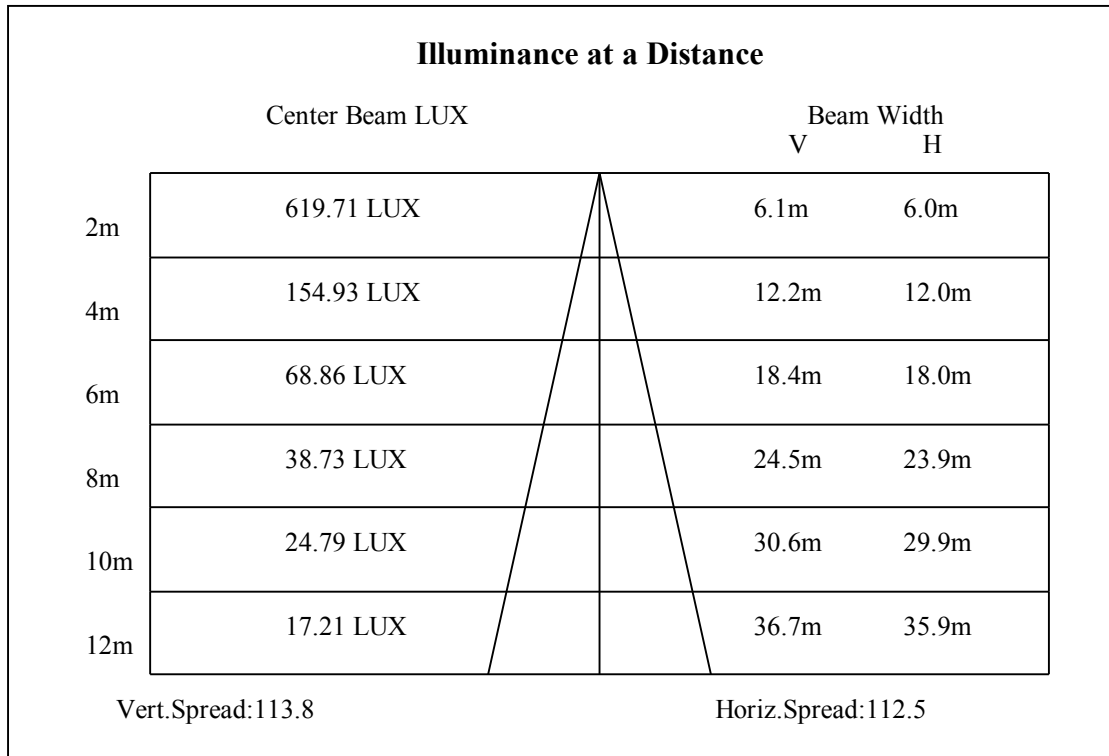
γ(°)	Average I(cd)	Zonal F(lm)	Sum F(lm)	Eff Flux(lm)	Eff Sum(lm)
0.0	2480.066	.000	.000	.000%	.000%
5.0	2469.534	59.171	59.171	.824%	.824%
10.0	2436.510	175.505	234.676	2.445%	3.269%
15.0	2383.576	285.924	520.600	3.983%	7.252%
20.0	2311.413	386.933	907.533	5.390%	12.641%
25.0	2217.165	474.964	1382.497	6.616%	19.258%
30.0	2103.619	546.799	1929.296	7.617%	26.874%
35.0	1975.464	600.674	2529.969	8.367%	35.241%
40.0	1828.215	634.615	3164.584	8.840%	44.081%
45.0	1652.997	644.575	3809.159	8.979%	53.060%
50.0	1491.960	635.485	4444.644	8.852%	61.912%
55.0	1302.331	607.572	5052.215	8.463%	70.375%
60.0	1097.493	554.713	5606.928	7.727%	78.102%
65.0	896.005	484.623	6091.551	6.751%	84.852%
70.0	681.532	399.443	6490.994	5.564%	90.416%
75.0	472.842	301.735	6792.729	4.203%	94.619%
80.0	284.157	202.552	6995.280	2.821%	97.441%
85.0	120.606	109.984	7105.264	1.532%	98.973%
90.0	9.799	35.706	7140.970	.497%	99.470%
95.0	2.494	3.366	7144.335	.047%	99.517%
100.0	2.874	1.459	7145.794	.020%	99.537%
105.0	3.404	1.680	7147.474	.023%	99.561%
110.0	3.955	1.924	7149.398	.027%	99.588%
115.0	4.600	2.166	7151.564	.030%	99.618%
120.0	5.273	2.400	7153.964	.033%	99.651%
125.0	5.973	2.599	7156.564	.036%	99.687%
130.0	6.666	2.748	7159.312	.038%	99.726%
135.0	7.325	2.827	7162.139	.039%	99.765%
140.0	7.964	2.831	7164.970	.039%	99.805%
145.0	8.528	2.752	7167.722	.038%	99.843%
150.0	9.065	2.591	7170.313	.036%	99.879%
155.0	9.527	2.353	7172.665	.033%	99.912%
160.0	9.880	2.035	7174.701	.028%	99.940%
165.0	10.104	1.647	7176.348	.023%	99.963%
170.0	10.240	1.207	7177.555	.017%	99.980%
175.0	10.281	.734	7178.289	.010%	99.990%
180.0	10.315	.246	7178.535	.003%	99.994%

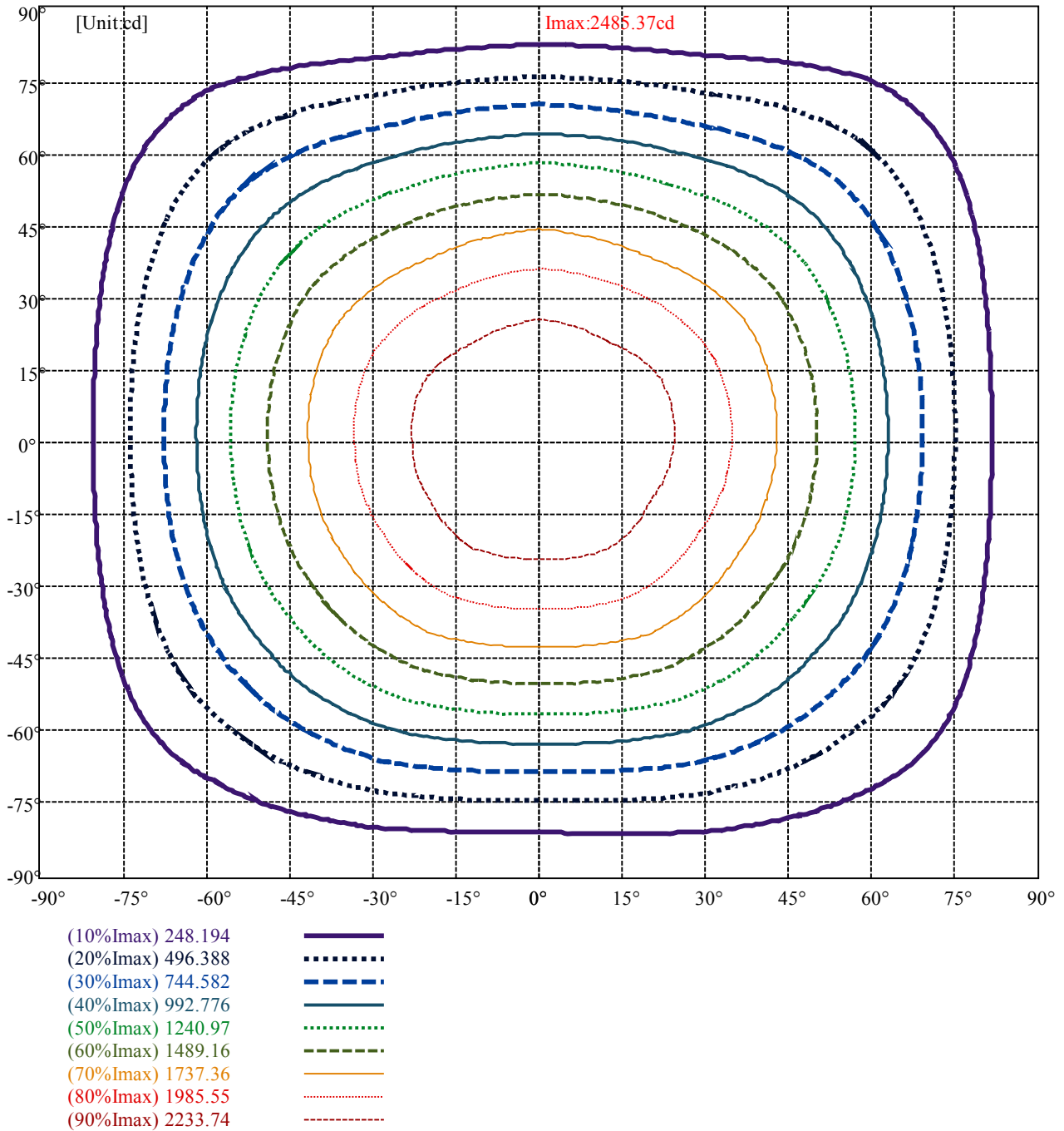
ZONAL LUMEN SUMMARY			
Zone	Lumens	%Lamp	%Fixt
0-30	1929.296	26.874%	26.876%
0-40	3164.584	44.081%	44.084%
0-60	5606.928	78.102%	78.107%
0-90	7140.970	99.470%	99.477%
90-120	12.994	.181%	.181%
90-130	18.342	.255%	.256%
90-150	29.342	.409%	.409%
90-180	37.318	.520%	.520%
0-180	7178.535	99.994%	100.000%

ZONAL LUMEN SUMMARY

0-10	234.676
10-20	672.857
20-30	1021.763
30-40	1235.289
40-50	1280.059
50-60	1162.284
60-70	884.066
70-80	504.287
80-90	145.689
90-100	4.824
100-110	3.604
110-120	4.566
120-130	5.347
130-140	5.658
140-150	5.342
150-160	4.388
160-170	2.854
170-180	.734



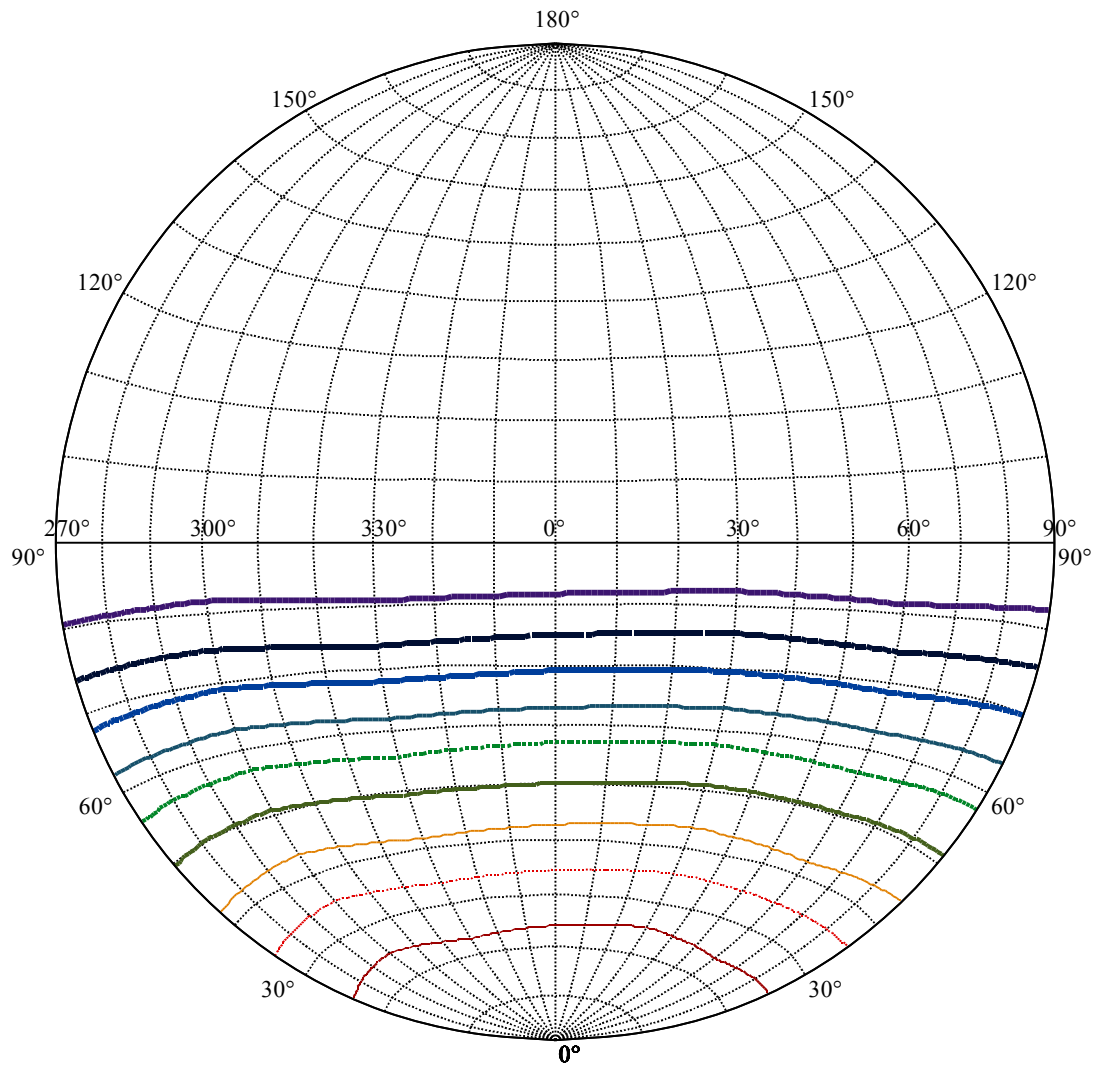




Equipment: GMS2200
 Temperature(°C): 25

Date:
 Humidity(%): 60%

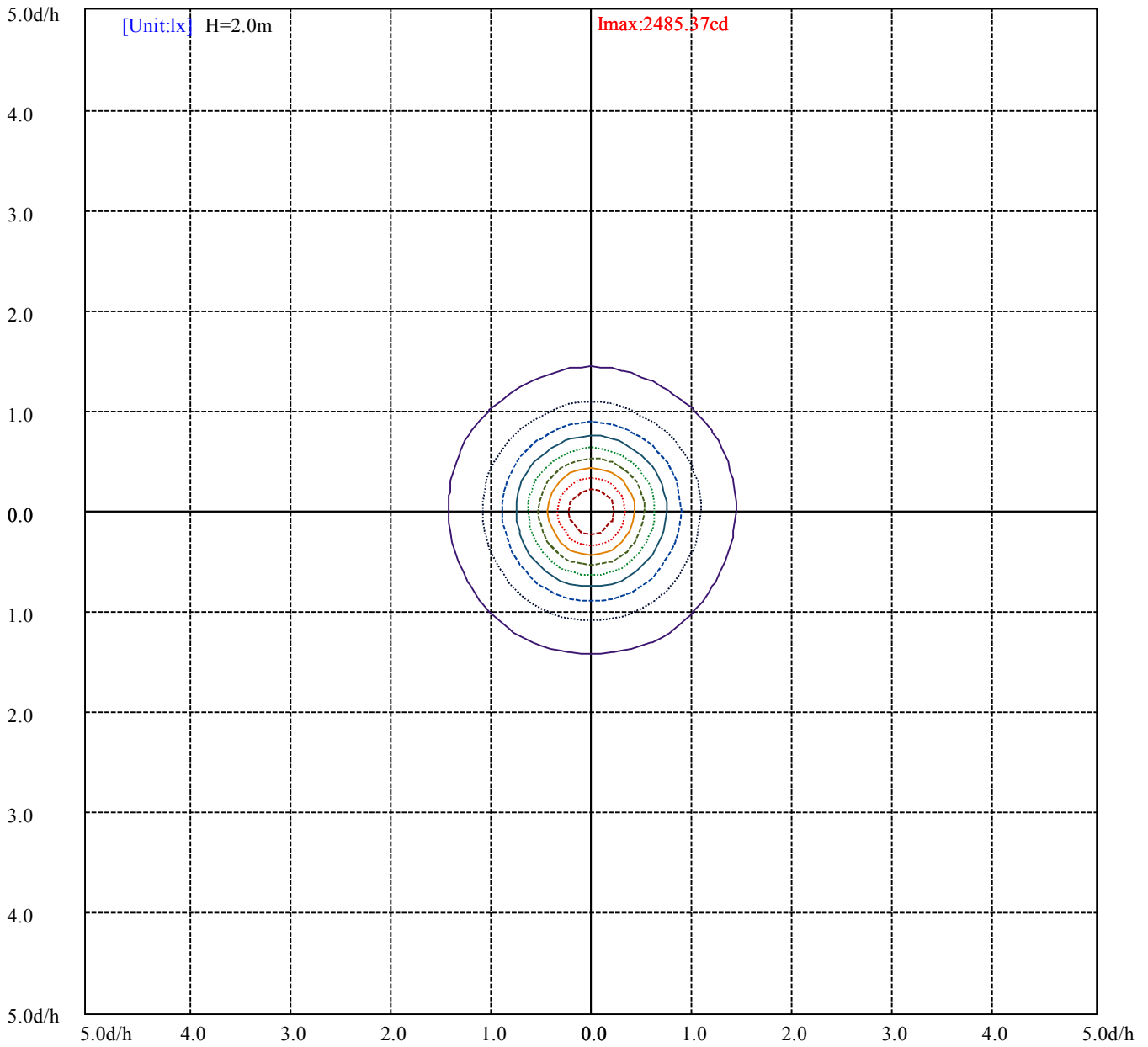
Operator:
 Distance(m): 13.72



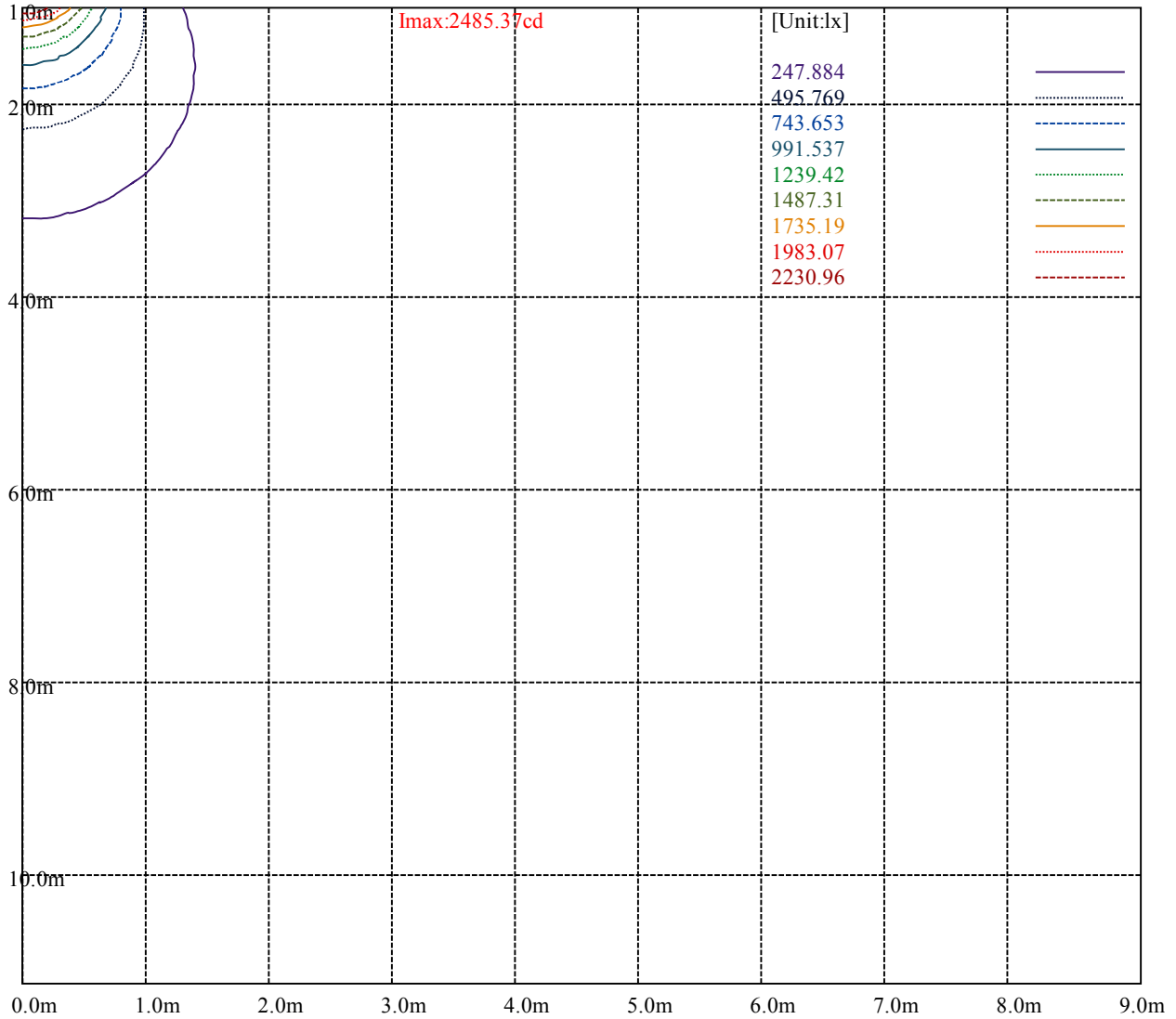
House

Road

	I_{max}:2485.37cd	
(10%I _{max})	248.537	
(20%I _{max})	497.073	
(30%I _{max})	745.61	
(40%I _{max})	994.146	
(50%I _{max})	1242.68	
(60%I _{max})	1491.22	
(70%I _{max})	1739.76	
(80%I _{max})	1988.29	
(90%I _{max})	2236.83	



- (10%Emax) 62.1035
- (20%Emax) 124.207
- (30%Emax) 186.3107
- (40%Emax) 248.4142
- (50%Emax) 310.5175
- (60%Emax) 372.6225
- (70%Emax) 434.725
- (80%Emax) 496.8275
- (90%Emax) 558.9325

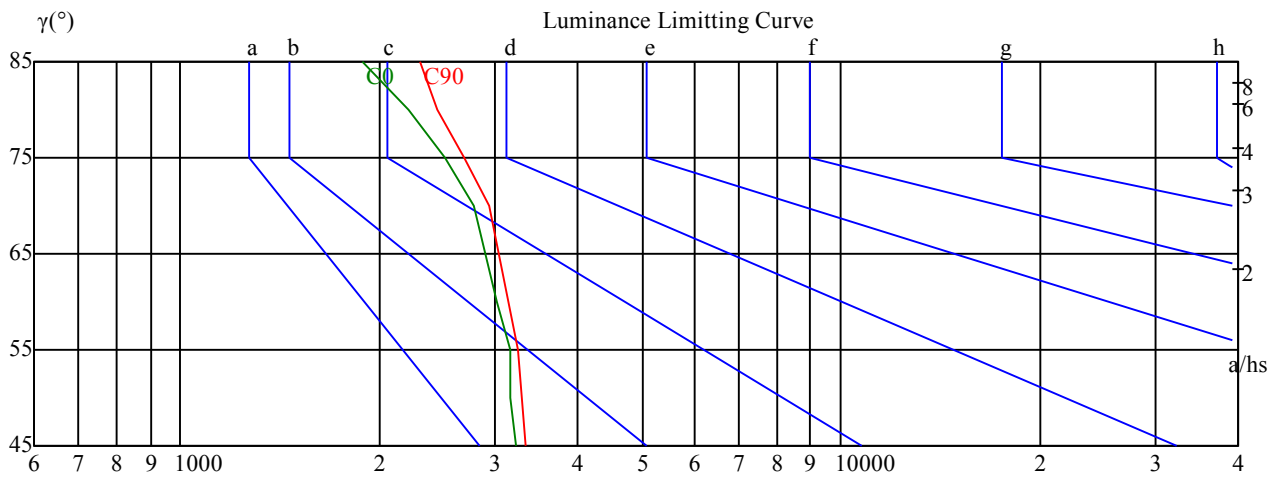


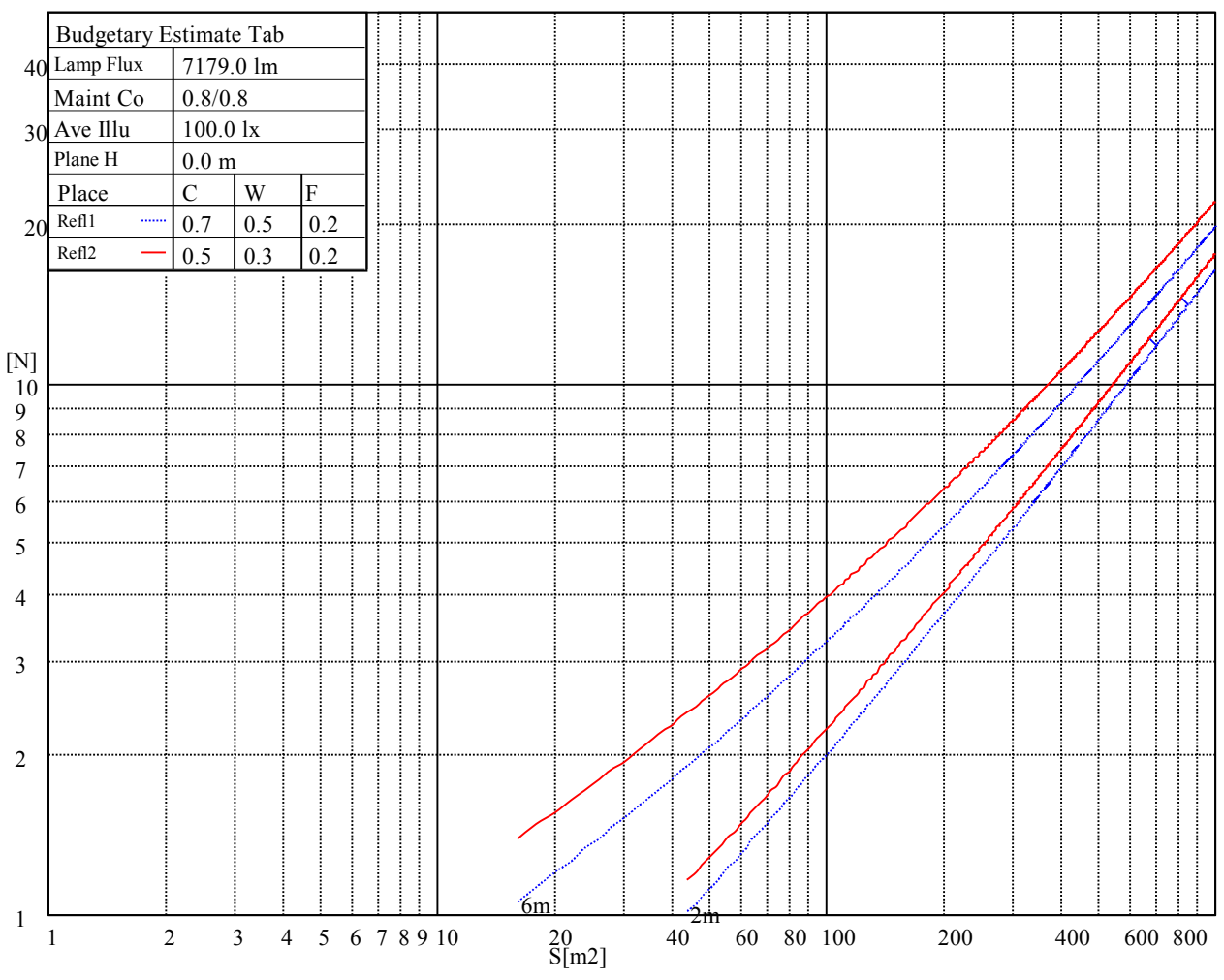
Luminance Table

γ	45	50	55	60	65	70	75	80	85
C0	3224	3168	3149	3009	2887	2773	2511	2219	1888
C45	0	0	0	0	0	0	0	0	0
C90	3327	3281	3247	3142	3030	2930	2694	2447	2313

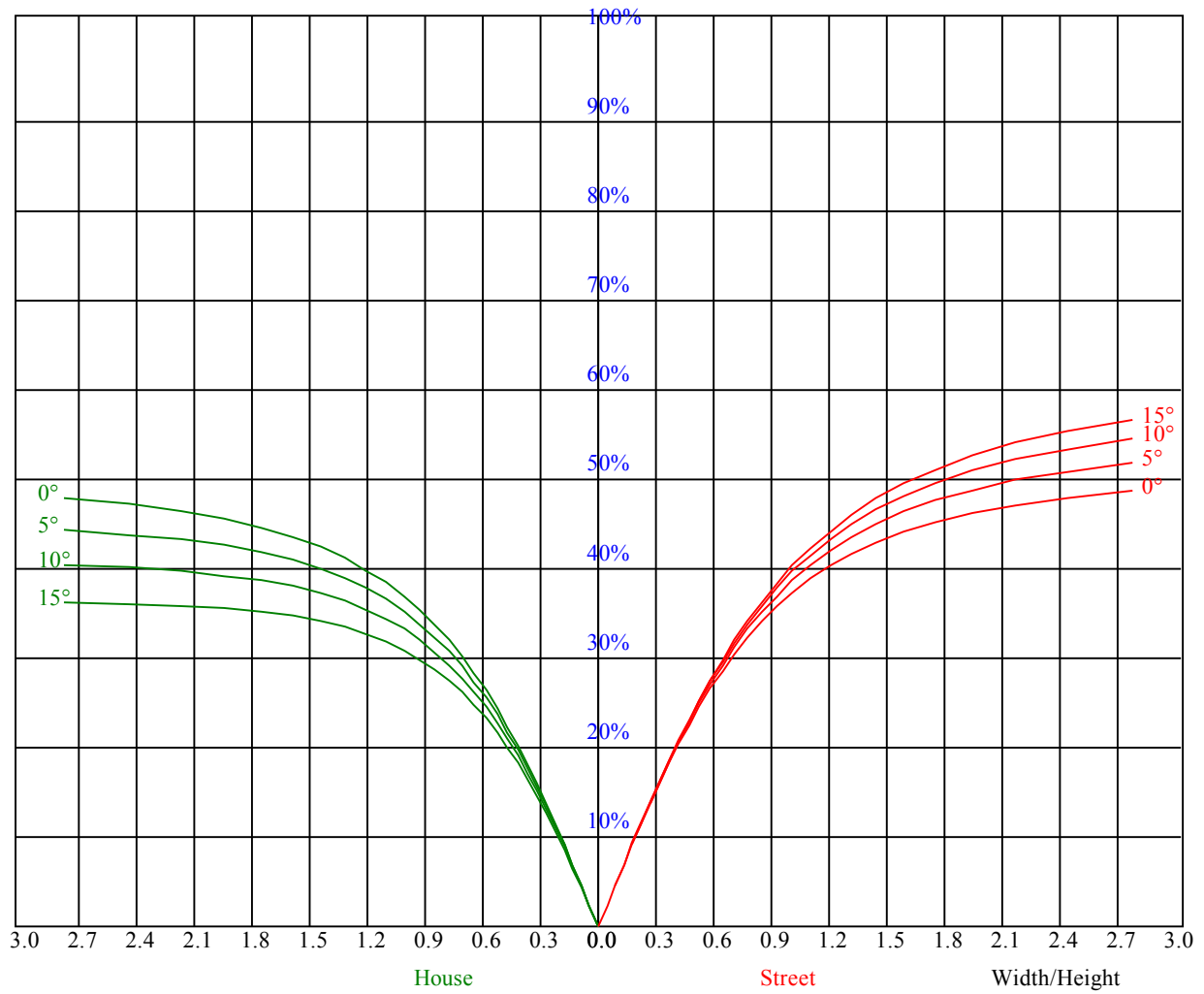
Glare Table

Glare	Quality	Service Values Illuminance(lx)							
		a	b	c	d	e	f	g	h
1.15	A	2000	1000	500	<=300				
1.5	B		2000	1000	500	<=300			
1.85	C			2000	1000	500	<=300		
2.2	D				2000	1000	500	<=300	
2.55	E					2000	1000	500	<=300





RHOCC	80			70			50			30			10			0
RHOW	50	30	10	50	30	10	50	30	10	50	30	10	50	30	10	0
RCR	COEFFICIENTS OF UTILIZATION RHOFC=20 CU															
0	1.19	1.19	1.19	1.16	1.16	1.16	1.11	1.11	1.11	1.06	1.06	1.06	1.02	1.02	1.02	0.99
1	1.04	0.99	0.95	1.01	0.97	0.94	0.97	0.94	0.91	0.93	0.90	0.88	0.89	0.87	0.85	0.83
2	0.90	0.83	0.77	0.88	0.82	0.77	0.85	0.79	0.75	0.81	0.77	0.73	0.78	0.74	0.71	0.69
3	0.79	0.71	0.64	0.77	0.70	0.64	0.74	0.68	0.62	0.72	0.66	0.61	0.69	0.64	0.60	0.58
4	0.70	0.61	0.54	0.69	0.60	0.54	0.66	0.59	0.53	0.64	0.57	0.52	0.61	0.56	0.52	0.49
5	0.62	0.53	0.47	0.61	0.53	0.46	0.59	0.52	0.46	0.57	0.50	0.45	0.55	0.49	0.45	0.43
6	0.56	0.47	0.41	0.55	0.47	0.41	0.53	0.46	0.40	0.52	0.45	0.40	0.50	0.44	0.39	0.37
7	0.51	0.42	0.36	0.50	0.42	0.36	0.48	0.41	0.35	0.47	0.40	0.35	0.46	0.40	0.35	0.33
8	0.46	0.38	0.32	0.46	0.38	0.32	0.44	0.37	0.32	0.43	0.36	0.31	0.42	0.36	0.31	0.29
9	0.43	0.34	0.29	0.42	0.34	0.29	0.41	0.34	0.28	0.40	0.33	0.28	0.39	0.33	0.28	0.26
10	0.39	0.31	0.26	0.39	0.31	0.26	0.38	0.31	0.26	0.37	0.30	0.26	0.36	0.30	0.26	0.24



PQL 55182 LED 2 X 4 PANEL- 75W/40K- 120-277V/DIMMABLE/V4- SUPERIOR LIFE®

Intensity data(cd)

Page: 14 Total:15

C/γ(°)	0.0	5.0	10.0	15.0	20.0	25.0	30.0	35.0	40.0
0.0	2478.84	2470.69	2440.52	2384.26	2318.21	2220.36	2101.31	1979.00	1833.86
30.0	2485.37	2479.66	2452.75	2400.56	2328.81	2244.01	2128.22	2001.01	1865.66
60.0	2482.92	2472.32	2438.89	2389.15	2312.50	2214.65	2115.99	1987.15	1833.04
90.0	2478.84	2470.69	2442.97	2397.30	2330.44	2244.01	2133.11	2008.35	1872.99
120.0	2476.40	2463.35	2429.10	2374.47	2300.27	2206.50	2086.63	1970.84	1815.92
150.0	2478.03	2468.24	2434.81	2384.26	2310.87	2217.91	2106.20	1976.55	1830.59
180.0	2478.84	2464.98	2427.47	2368.76	2292.93	2189.37	2071.95	1937.41	1787.38
210.0	2485.37	2469.87	2429.92	2368.76	2293.75	2188.56	2070.32	1941.49	1782.48
240.0	2482.92	2473.14	2438.89	2390.78	2319.02	2228.51	2117.62	1988.78	1842.01
270.0	2478.84	2466.61	2432.37	2379.36	2311.68	2213.84	2102.12	1964.32	1824.07
300.0	2476.40	2469.06	2439.70	2390.78	2320.65	2236.67	2123.33	1996.12	1852.61
330.0	2478.03	2465.80	2430.73	2374.47	2297.82	2201.60	2086.63	1954.54	1797.98
360.0	2478.84	2470.69	2440.52	2384.26	2318.21	2220.36	2101.31	1979.00	1833.86
C/γ(°)	45.0	50.0	55.0	60.0	65.0	70.0	75.0	80.0	85.0
0.0	1665.88	1492.20	1328.30	1111.40	906.74	711.04	494.14	301.05	138.78
30.0	1697.68	1526.45	1351.95	1145.65	940.98	731.42	523.49	327.06	159.09
60.0	1624.87	1505.98	1304.17	1103.74	909.26	684.86	478.65	288.17	125.25
90.0	1706.65	1532.15	1355.21	1145.65	936.91	736.31	516.15	318.91	157.62
120.0	1626.17	1487.71	1285.17	1085.23	889.29	666.68	461.69	272.75	104.13
150.0	1661.80	1497.09	1311.18	1103.25	897.77	700.44	484.35	290.29	135.93
180.0	1622.91	1446.78	1259.07	1061.58	856.02	635.12	444.07	257.26	94.18
210.0	1614.84	1447.84	1244.40	1043.48	834.98	613.27	421.32	236.80	69.96
240.0	1679.74	1503.61	1313.62	1099.99	913.26	689.84	469.68	275.93	122.07
270.0	1619.89	1479.48	1277.91	1083.68	872.24	647.92	452.31	263.05	94.26
300.0	1691.16	1516.66	1327.49	1116.30	919.78	707.78	488.43	304.15	137.80
330.0	1624.38	1467.57	1269.51	1069.98	874.85	653.71	439.83	274.47	108.21
360.0	1665.88	1492.20	1328.30	1111.40	906.74	711.04	494.14	301.05	138.78
C/γ(°)	90.0	95.0	100.0	105.0	110.0	115.0	120.0	125.0	130.0
0.0	20.63	2.53	2.94	3.51	4.00	4.65	5.30	6.03	6.69
30.0	28.13	2.45	2.77	3.26	3.83	4.40	5.06	5.79	6.44
60.0	5.71	2.45	2.77	3.34	3.91	4.57	5.22	5.87	6.52
90.0	14.51	2.37	2.69	3.18	3.75	4.40	5.14	5.79	6.52
120.0	4.08	2.45	2.85	3.43	3.91	4.57	5.22	5.95	6.69
150.0	14.68	2.53	2.85	3.34	3.91	4.49	5.22	5.95	6.69
180.0	6.61	2.53	2.94	3.51	4.00	4.65	5.30	6.03	6.69
210.0	2.37	2.61	3.10	3.59	4.16	4.89	5.55	6.28	6.93
240.0	2.61	2.53	2.85	3.43	4.00	4.57	5.30	5.95	6.77
270.0	2.20	2.45	2.94	3.43	4.00	4.73	5.38	6.03	6.77
300.0	8.97	2.45	2.85	3.34	3.91	4.57	5.22	5.95	6.61
330.0	7.09	2.61	2.94	3.51	4.08	4.73	5.38	6.03	6.69
360.0	20.63	2.53	2.94	3.51	4.00	4.65	5.30	6.03	6.69
C/γ(°)	135.0	140.0	145.0	150.0	155.0	160.0	165.0	170.0	175.0
0.0	7.34	7.99	8.56	9.05	9.46	9.79	9.95	10.19	10.11
30.0	7.18	7.67	8.15	8.81	9.30	9.70	9.95	10.11	10.27
60.0	7.26	7.83	8.40	8.97	9.46	9.87	10.19	10.36	10.44
90.0	7.09	7.83	8.40	8.97	9.54	9.95	10.19	10.36	10.36
120.0	7.42	7.99	8.56	9.13	9.62	10.03	10.19	10.36	10.36
150.0	7.34	7.99	8.48	8.97	9.38	9.70	10.03	10.11	10.19
180.0	7.42	7.99	8.56	8.97	9.38	9.79	9.95	10.11	10.19
210.0	7.58	8.32	8.81	9.30	9.70	9.95	10.11	10.19	10.27
240.0	7.34	8.07	8.73	9.21	9.79	10.03	10.27	10.36	10.36
270.0	7.42	8.07	8.73	9.30	9.79	10.11	10.27	10.36	10.36
300.0	7.18	7.83	8.40	8.97	9.46	9.87	10.11	10.27	10.27
330.0	7.34	7.99	8.56	9.13	9.46	9.79	10.03	10.11	10.19
360.0	7.34	7.99	8.56	9.05	9.46	9.79	9.95	10.19	10.11

Equipment: GMS2200
Temperature(°C): 25

Date:
Humidity(%): 60%

Operator:
Distance(m): 13.72

Intensity data(cd)

C/γ(°)	180.0
0.0	10.19
30.0	10.27
60.0	10.44
90.0	10.36
120.0	10.36
150.0	10.27
180.0	10.19
210.0	10.27
240.0	10.44
270.0	10.36
300.0	10.36
330.0	10.27
360.0	10.19