



63846 HID ED28 LAMP

PROTECTED PULSE START METAL HALIDE


FEATURES

- Better lumen maintenance
- Superior color rendition to HPS
- Maximized output with improved warm up time
- Reduced color shift and lamp to lamp color consistency

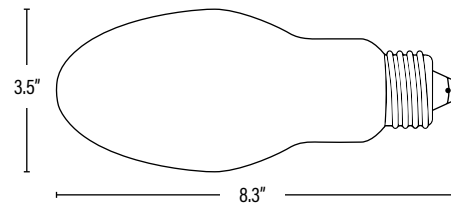
APPLICATION

Used in retail, commercial, and industrial lighting.

PRODUCT DETAILS


ELECTRICAL	
Wattage	250W
ANSI Code	M153/M138/O
LIGHTING PERFORMANCE	
Lumens	23750
Lumens Per Watt (Lm/W)	95
Dimmable Lighting Control	
ENVIRONMENT	
Operating Temperature	<200°C
Operating Position	Base Up
Fixture Type	Open / Enclosed
CONSTRUCTION	
Housing	Glass
Base / Power Supply	EX39 - Extended Mogul
Lens	Clear
Mercury Content (Hg)	28mg

LIFESPAN	
Average Life (Hours)	15,000
Warranty (Years)	1
PACKAGING	
Master Carton	12pc / N/A
Individual Box	854432004248
Country of Origin	China
HS Tariff	8539.32.0020
DIMENSIONS	
Dimensions (Inches)	8.3"(L) x 3.5"(DIA)



ORDERING

ITEM#	DESCRIPTION	CASE
63846	MP250/CL/BU/4K/PS/ED28/MOG/M153, M138 - SUPERIOR LIFE®	12

 This lamp contains mercury. For proper lamp disposal contact your local municipal solid waste agency directly, call 888-537-4874 or visit lamprecycle.org for state-specific lamp recycling options.

Published lumens on products are approximate and may vary slightly.