



PREMIUM QUALITY LIGHTING

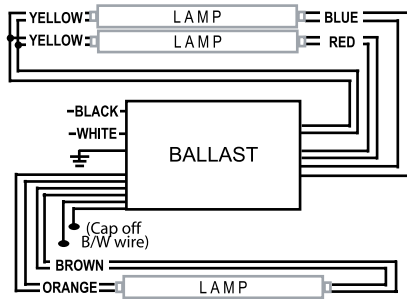
70194

BALLAST FOR 2, 3 OR 4 F54/HO 120-277V
TECHNICAL DATA SHEET

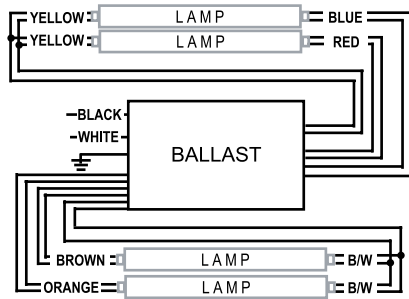


• VIEW SELL SHEET

WIRING DIAGRAM AND DIMENSIONS



THREE LAMPS

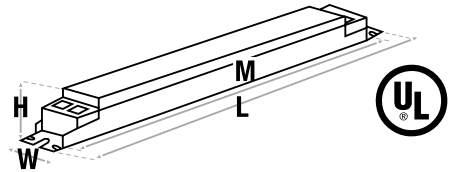


FOUR LAMPS

DESCRIPTION:

BALLAST TYPE	Electronic
STARTING METHOD	Programmed
LAMP CONNECTION	Series
INPUT VOLTAGE	120V-277V
INPUT FREQUENCY	60Hz

Over All (L)	Width (W)	Height (H)	Mounting (M)
17.71"	1.7"	1.14"	17.24"



ELECTRICAL SPECIFICATIONS AT 120V

LAMP TYPE	NO. of LAMPS	RATED LAMP WATTS	MIN. START TEMP (°F/C)	INPUT CURRENT (Amps)	INPUT POWER (ANSI Watts)	BALLAST FACTOR	MAX THD %	POWER FACTOR	MAX LAMP CURRENT CREST FACTOR	BEF
F54T5	4	54	-22/-30	2.00	230	0.98	10	0.99	1.7	0.43
F54T5	3	54	-22/-30	1.47	176	1.00	10	0.99	1.7	0.57
F54T5	2	54	-22/-30	0.98	118	0.99	10	0.98	1.7	0.84
F54T5 (49W)	4	49	-22/-30	1.78	212	0.98	10	0.99	1.7	0.46
F54T5 (49W)	3	49	-22/-30	1.42	169	1.00	10	0.99	1.7	0.59
F54T5 (49W)	2	49	-22/-30	0.95	113	0.99	10	0.98	1.7	0.88
PLL55W	4	55	-22/-30	1.64	198	0.88	10	0.99	1.7	0.44
PLL55W	3	55	-22/-30	1.26	153	0.90	10	0.99	1.7	0.59
PLL55W	2	55	-22/-30	0.72	102	0.92	10	0.98	1.7	0.90
F39T5	4	39	-22/-30	1.42	170	1.00	10	0.99	1.7	0.59
PLL50W	4	50	-22/-30	1.88	224	1.08	10	0.99	1.7	0.48
PLL50W	3	50	-22/-30	1.42	169	1.08	10	0.99	1.7	0.64
PLL50W	2	50	-22/-30	0.86	103	1.10	10	0.97	1.7	1.07



PREMIUM QUALITY LIGHTING

70194

BALLAST FOR 2, 3 OR 4 F54/HO 120-277V

TECHNICAL DATA SHEET



ELECTRICAL SPECIFICATIONS AT 230V

• VIEW SELL SHEET

LAMP TYPE	NO. of LAMPS	RATED LAMP WATTS	MIN. START TEMP (°F/C)	INPUT CURRENT (Amps)	INPUT POWER (ANSI Watts)	BALLAST FACTOR	MAX THD %	POWER FACTOR	MAX LAMP CURRENT CREST FACTOR	BEF
F54T5	4	54	-22/-30	1.02	230	0.98	10	0.99	1.7	0.43
F54T5	3	54	-22/-30	0.79	177	1.00	10	0.98	1.7	0.56
F54T5	2	54	-22/-30	0.52	118	0.99	15	0.98	1.7	0.84
F54T5 (49W)	4	49	-22/-30	0.94	212	0.98	10	0.99	1.7	0.46
F54T5 (49W)	3	49	-22/-30	0.75	169	1.00	10	0.98	1.7	0.59
F54T5 (49W)	2	49	-22/-30	0.50	113	0.99	15	0.98	1.7	0.88
PLL55W	4	55	-22/-30	0.86	198	0.90	10	0.98	1.7	0.45
PLL55W	3	55	-22/-30	0.66	154	0.92	10	0.98	1.7	0.60
PLL55W	2	55	-22/-30	0.44	102	0.92	15	0.98	1.7	0.90
F39T5	4	39	-22/-30	0.76	172	1.04	10	0.98	1.7	0.60
PLL50W	4	50	-22/-30	0.98	224	1.10	10	0.99	1.7	0.49
PLL50W	3	50	-22/-30	0.75	170	1.10	10	0.98	1.7	0.65
PLL50W	2	50	-22/-30	0.45	103	1.10	15	0.97	1.7	1.07

ELECTRICAL SPECIFICATIONS AT 277V

LAMP TYPE	NO. of LAMPS	RATED LAMP WATTS	MIN. START TEMP (°F/C)	INPUT CURRENT (Amps)	INPUT POWER (ANSI Watts)	BALLAST FACTOR	MAX THD %	POWER FACTOR	MAX LAMP CURRENT CREST FACTOR	BEF
F54T5	4	54	-22/-30	0.86	232	0.98	10	0.98	1.7	0.42
F54T5	3	54	-22/-30	0.67	180	1.00	15	0.98	1.7	0.56
F54T5	2	54	-22/-30	0.42	118	0.99	15	0.97	1.7	0.84
F54T5 (49W)	4	49	-22/-30	0.79	212	0.98	10	0.98	1.7	0.46
F54T5 (49W)	3	49	-22/-30	0.63	169	1.00	15	0.98	1.7	0.59
F54T5 (49W)	2	49	-22/-30	0.42	113	0.99	15	0.97	1.7	0.88
PLL55W	4	55	-22/-30	0.72	198	0.92	10	0.98	1.7	0.46
PLL55W	3	55	-22/-30	0.57	154	0.95	15	0.98	1.7	0.62
PLL55W	2	55	-22/-30	0.37	102	0.92	15	0.97	1.7	0.90
F39T5	4	39	-22/-30	0.64	174	1.04	15	0.98	1.7	0.60
PLL50W	4	50	-22/-30	0.82	224	1.10	10	0.98	1.7	0.49
PLL50W	3	50	-22/-30	0.63	170	1.13	15	0.98	1.7	0.66
PLL50W	2	50	-22/-30	0.37	103	1.10	15	0.97	1.7	1.07