



PREMIUM QUALITY LIGHTING

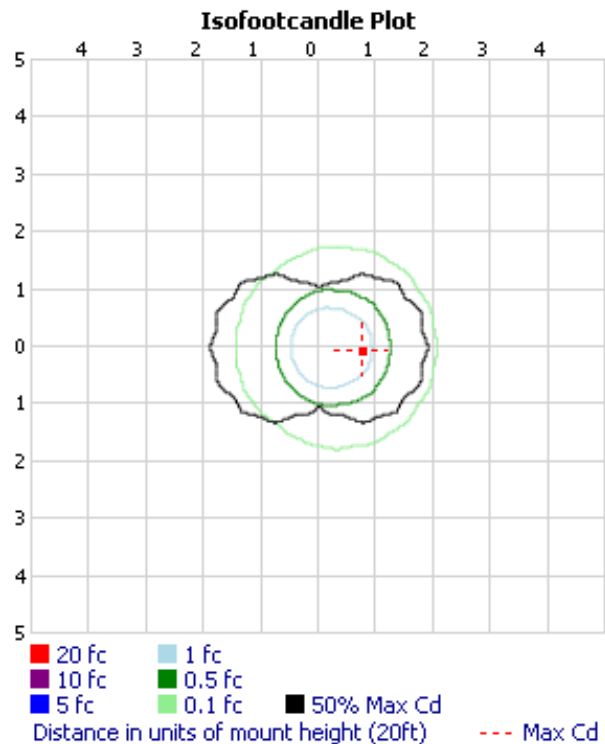
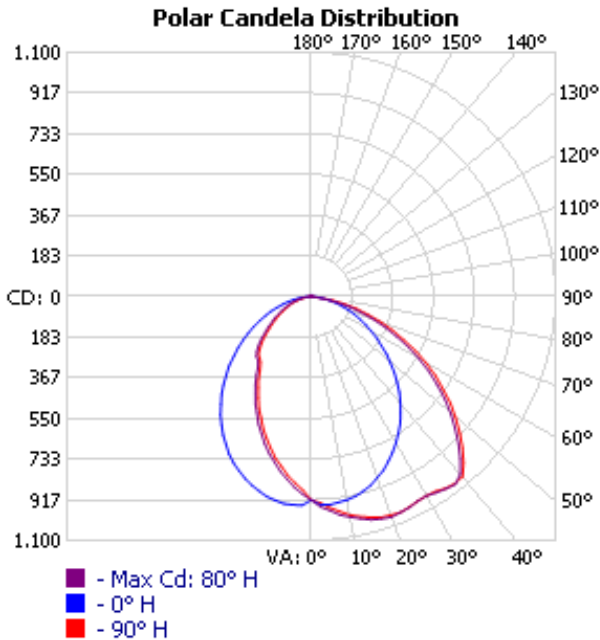
83150

LED 40W SMALL WALL PACK
PHOTOMETRIC



• VIEW SELL SHEET

MANUFACTURER: PQL INC.
 TEST #: 1
 LUMINAIRE: 83150
 LAMP OUTPUT: 1 LAMP, RATED LUMENS/LAMP: 2447.8
 LUMINOUS OPENING: POINT
 MAX CD: 1,066.5 AT HORIZONTAL: 80°, VERTICAL: 37.5°
 CUTOFF CLASS: CUTOFF
 ROADWAY CLASS: VERY SHORT, TYPE II
 EFFICIENCY: 100.3%



ZONAL LUMEN SUMMARY

ZONE	LUMENS	% LAMP	% LUMINAIRE
0-30	710.7	29%	29%
0-40	1,155.5	47.2%	47.1%
0-60	2,000.0	81.7%	81.5%
60-90	438.6	17.9%	17.9%
70-100	170.7	7%	7%
90-120	7.0	0.3%	0.3%
0-90	2,438.6	99.6%	99.4%
90-180	15.9	0.7%	0.6%
0-180	2,454.5	100.3%	100%

LUMENS PER ZONE

ZONE	LUMENS	% TOTAL	ZONE	LUMENS	% TOTAL
0-10	87.0	3.5%	90-100	3.3	0.1%
10-20	249.7	10.2%	100-110	2.0	0.1%
20-30	374.1	15.2%	110-120	1.8	0.1%
30-40	444.7	18.1%	120-130	1.8	0.1%
40-50	455.9	18.6%	130-140	2.0	0.1%
50-60	388.6	15.8%	140-150	1.9	0.1%
60-70	271.2	11.0%	150-160	1.7	0.1%
70-80	137.7	5.6%	160-170	1.1	0%
80-90	29.7	1.2%	170-180	0.4	0%



DESIGNLIGHTS
CONSORTIUM

Please check DLC website for the most current list of approved items • www.designlights.org
 Published lumens on LED products are approximate and may vary slightly.



PREMIUM QUALITY LIGHTING

83150

LED 40W SMALL WALL PACK
PHOTOMETRIC



• VIEW SELL SHEET

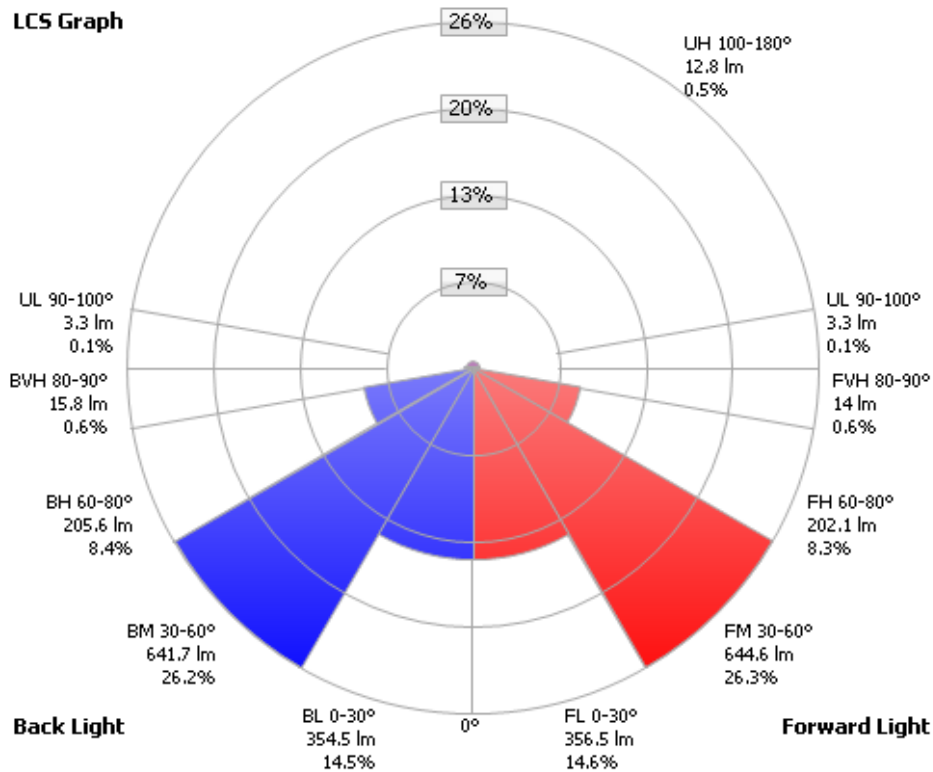
ROADWAY SUMMARY

CUTOFF CLASSIFICATION:	CUTOFF	
DISTRIBUTION:	TYPE II, VERY SHORT	
MAX CD, 90 DEG VERT:	9.2	
MAX CD, 80 TO <90 DEG:	101.4	
	LUMENS	% LAMP
DOWNWARD STREET SIDE:	1,217.2	49.7%
DOWNWARD HOUSE SIDE:	1,217.6	49.7%
DOWNWARD TOTAL:	2,434.8	99.5%
UPWARD STREET SIDE:	7.8	0.3%
UPWARD HOUSE SIDE:	8.2	0.3%
UPWARD TOTAL:	16.0	0.7%
TOTAL LUMENS:	2,450.8	100.1%

LCS TABLE

BUG RATING	B1 - U2 - G1	
FORWARD LIGHT	LUMEN	LUMENS %
LOW(0-30):	356.5	14.6%
MEDIUM(30-60):	644.6	26.3%
HIGH(60-80):	202.1	8.3%
VERY HIGH(80-90):	14.0	0.6%
BACK LIGHT		
LOW(0-30):	354.5	14.5%
MEDIUM(30-60):	641.7	26.2%
HIGH(60-80):	205.6	8.4%
VERY HIGH(80-90):	15.8	0.6%
UPLIGHT		
LOW(90-100):	3.3	0.1%
HIGH(100-180):	12.8	0.5%
TRAPPED LIGHT:	0	0%

LCS Graph



Scale = Max LCS %

Trapped Light: 0lm, 0%



DESIGNLIGHTS
CONSORTIUM

Please check DLC website for the most current list of approved items • www.designlights.org
Published lumens on LED products are approximate and may vary slightly.

P.Q.L., Inc. • 2285 WARD AVENUE • SIMI VALLEY, CA 93065 • 800.323.8107 • FAX: 877.619.7053

www.PQLighting.com



PREMIUM QUALITY LIGHTING

83150

LED 40W SMALL WALL PACK
PHOTOMETRIC



• VIEW SELL SHEET

CANDELA TABLE - TYPE C

	0	20	40	60	80	90	110	130	150	170	180	200	220	240	260	280	300	320	340	350	
0	917	917	917	917	917	917	917	917	917	917	917	917	917	917	917	917	917	917	917	917	917
5	942	944	951	951	961	954	967	958	967	956	965	949	954	942	944	928	926	917	942	924	924
10	931	947	958	970	988	988	1004	997	1009	1000	1007	988	990	974	970	947	935	917	933	903	903
15	908	935	954	977	1002	1014	1030	1032	1041	1030	1034	1023	1020	997	981	954	926	903	908	871	871
20	868	908	931	970	995	1025	1043	1053	1057	1048	1048	1043	1030	1004	979	947	905	875	873	822	822
25	820	871	896	947	979	1016	1032	1050	1048	1046	1046	1041	1023	1002	958	926	871	838	829	769	769
30	762	818	855	912	944	988	1004	1032	1037	1037	1034	1023	995	977	924	891	829	790	769	707	707
35	698	758	795	861	889	944	988	1030	1057	1055	1053	1018	967	935	873	843	772	732	705	638	638
40	624	689	726	795	829	910	977	1034	1043	1060	1043	1023	954	889	815	779	705	666	633	562	562
45	546	617	645	719	774	873	903	958	937	963	940	956	901	850	751	707	629	592	560	486	486
50	465	534	562	643	705	783	785	841	820	848	820	836	783	779	689	629	548	516	484	410	410
55	385	449	472	562	592	663	659	714	691	723	693	716	661	666	592	548	468	438	403	336	336
60	311	366	387	468	474	541	530	585	560	597	562	590	534	548	477	461	382	359	327	270	270
65	244	288	297	362	359	417	403	451	424	458	426	456	408	424	364	362	297	283	256	210	210
70	180	214	214	258	251	297	281	322	295	332	297	327	288	306	253	260	214	217	193	152	152
75	122	147	134	166	152	187	168	205	177	212	177	210	173	198	157	170	138	150	134	104	104
80	69	85	64	85	64	90	67	94	62	97	64	101	74	99	76	94	74	90	83	64	64
85	25	35	16	21	9	18	7	12	5	12	5	14	9	21	12	30	21	41	39	28	28
90	2	5	5	5	5	7	5	5	2	7	5	7	5	5	5	7	5	7	7	2	2
95	0	2	5	2	2	5	2	2	2	5	2	5	2	7	2	5	5	5	2	0	0
100	0	2	2	5	2	5	0	2	2	2	0	2	0	2	0	5	2	0	2	0	0
105	0	2	0	5	2	2	0	2	0	2	0	0	0	2	0	0	0	0	2	2	2
110	0	0	0	2	0	2	2	2	2	0	2	0	2	0	0	2	0	0	5	2	2
115	5	0	2	2	0	2	2	0	0	0	0	0	2	0	0	2	0	0	5	0	0
120	2	0	2	0	0	2	2	0	2	0	2	2	2	0	2	2	0	0	5	0	0
125	2	2	2	2	2	0	0	0	2	0	2	2	0	0	2	0	0	2	5	2	2
130	2	2	0	5	2	0	0	2	2	2	0	0	0	0	2	0	2	2	2	5	5
135	5	2	2	2	2	0	2	2	0	0	0	0	0	2	2	0	2	2	0	2	2
140	2	2	5	5	2	0	2	0	2	2	0	0	0	2	2	2	5	2	2	2	2
145	2	2	5	2	5	0	5	0	0	2	2	0	2	2	0	0	5	2	2	2	2
150	2	2	5	2	5	5	0	0	2	5	2	2	2	2	0	0	2	5	5	5	5
155	5	5	2	2	2	5	0	5	2	5	5	2	5	2	2	0	5	5	5	2	2
160	5	7	2	5	2	5	2	5	2	5	5	2	5	2	2	5	5	5	7	2	2
165	7	7	5	5	2	5	2	5	5	5	2	5	0	0	5	5	0	5	7	2	2
170	7	5	7	5	7	5	5	2	7	2	2	5	2	2	5	5	2	5	5	7	7
175	5	5	5	5	7	5	7	2	7	2	2	5	2	2	5	2	2	5	7	7	7
180	9	7	7	7	7	2	7	5	7	2	2	2	2	2	5	2	2	2	7	7	7



DESIGNLIGHTS CONSORTIUM

Please check DLC website for the most current list of approved items • www.designlights.org
Published lumens on LED products are approximate and may vary slightly.