



PREMIUM QUALITY LIGHTING

# 83158

## LED 60W SQUARE CANOPY LIGHT

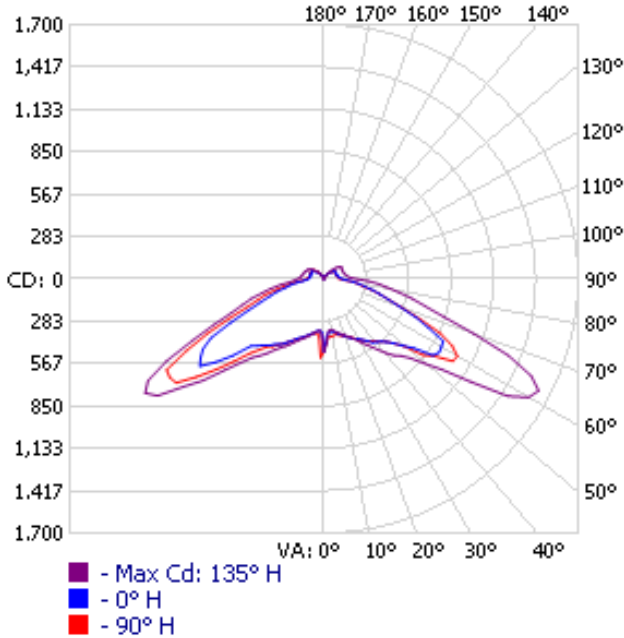
### PHOTOMETRIC



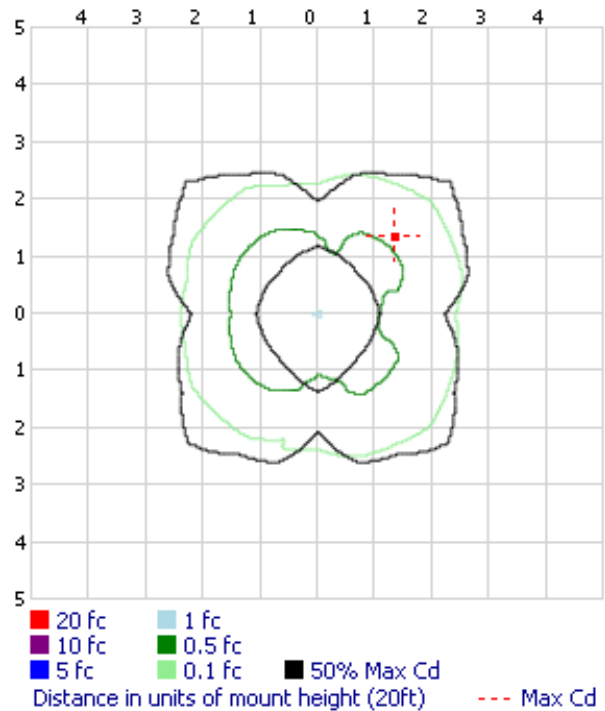
• VIEW SELL SHEET

MANUFACTURER: PQL INC.  
 TEST #: 1  
 LUMINAIRE: 83158  
 LAMP OUTPUT: 1 LAMP, RATED LUMENS/LAMP: 4661.5  
 LUMINOUS OPENING: POINT  
 MAX CD: 1,618.0 AT HORIZONTAL: 135°, VERTICAL: 62.5°  
 CUTOFF CLASS: SEMICUTOFF  
 ROADWAY CLASS: SHORT, TYPE III  
 EFFICIENCY: 100.9%

**Polar Candela Distribution**



**Isofootcandle Plot**



**ZONAL LUMEN SUMMARY**

ZONE	LUMENS	% LAMP	% LUMINAIRE
0-30	353.8	7.6%	7.5%
0-40	700.4	15%	14.9%
0-60	2,295.8	49.2%	48.8%
60-90	1,831.0	39.3%	38.9%
70-100	959.4	20.6%	20.4%
90-120	394.9	8.5%	8.4%
0-90	4,126.7	88.5%	87.8%
90-180	575.2	12.3%	12.2%
0-180	4,702.0	100.9%	100%

**LUMENS PER ZONE**

ZONE	LUMENS	% TOTAL	ZONE	LUMENS	% TOTAL
0-10	34.7	0.7%	90-100	152.0	3.2%
10-20	109.7	2.3%	100-110	129.7	2.8%
20-30	209.5	4.5%	110-120	113.2	2.4%
30-40	346.5	7.4%	120-130	94.5	2%
40-50	562.3	12.0%	130-140	58.6	1.2%
50-60	1,033.1	22.0%	140-150	23.7	0.5%
60-70	1,023.7	21.8%	150-160	3.6	0.1%
70-80	536.8	11.4%	160-170	0	0%
80-90	270.5	5.8%	170-180	0	0%



DESIGNLIGHTS CONSORTIUM

Please check DLC website for the most current list of approved items • [www.designlights.org](http://www.designlights.org)  
 Published lumens on LED products are approximate and may vary slightly.



PREMIUM QUALITY LIGHTING

# 83158

## LED 60W SQUARE CANOPY LIGHT

### PHOTOMETRIC



• VIEW SELL SHEET

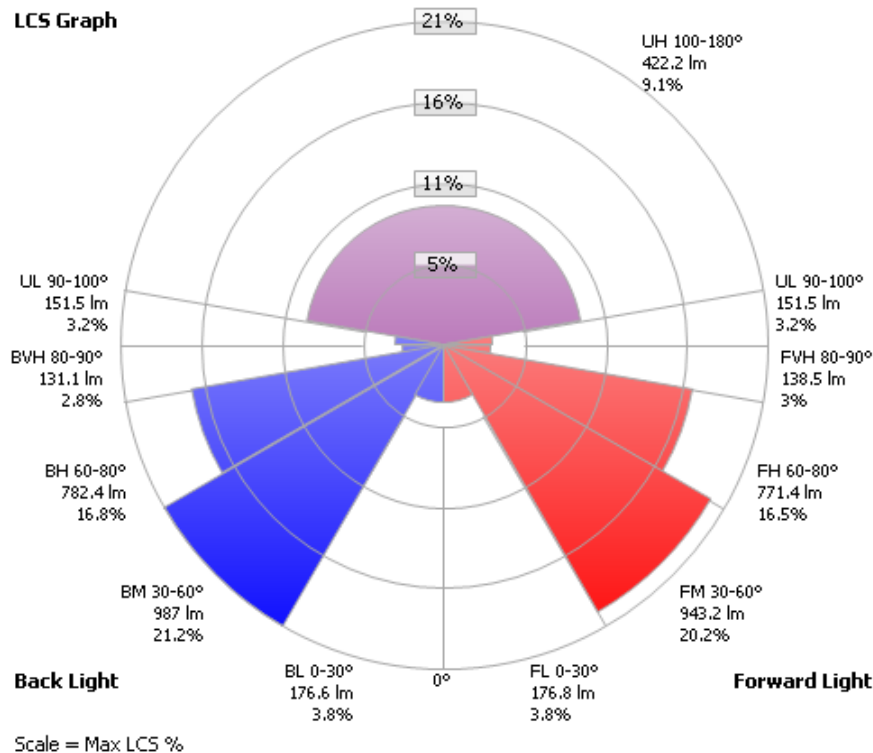
#### ROADWAY SUMMARY

	SEMICUTOFF	
CUTOFF CLASSIFICATION:	TYPE III, SHORT	
DISTRIBUTION:		
MAX CD, 90 DEG VERT:	224.2	
MAX CD, 80 TO <90 DEG:	506.8	
	<b>LUMENS</b>	<b>% LAMP</b>
DOWNWARD STREET SIDE:	2,029.9	43.5%
DOWNWARD HOUSE SIDE:	2,077.2	44.6%
DOWNWARD TOTAL:	4,107.1	88.1%
UPWARD STREET SIDE:	289.2	6.2%
UPWARD HOUSE SIDE:	284.5	6.1%
UPWARD TOTAL:	573.7	12.3%
<b>TOTAL LUMENS:</b>	<b>4,680.7</b>	<b>100.4%</b>

#### LCS TABLE

BUG RATING	B2 - U3 - G2	
FORWARD LIGHT	LUMEN	LUMENS %
LOW(0-30):	176.8	3.8%
MEDIUM(30-60):	943.2	20.2%
HIGH(60-80):	771.4	16.5%
VERY HIGH(80-90):	138.5	3%
BACK LIGHT		
LOW(0-30):	176.6	3.8%
MEDIUM(30-60):	987.0	21.2%
HIGH(60-80):	782.4	16.8%
VERY HIGH(80-90):	131.1	2.8%
UPLIGHT		
LOW(90-100):	151.5	3.2%
HIGH(100-180):	422.2	9.1%
<b>TRAPPED LIGHT:</b>	<b>0</b>	<b>0%</b>

LCS Graph



DESIGNLIGHTS  
CONSORTIUM

Please check DLC website for the most current list of approved items • [www.designlights.org](http://www.designlights.org)  
Published lumens on LED products are approximate and may vary slightly.

P.Q.L., Inc. • 2285 WARD AVENUE • SIMI VALLEY, CA 93065 • 800.323.8107 • FAX: 877.619.7053

[www.PQLighting.com](http://www.PQLighting.com)



PREMIUM QUALITY LIGHTING

# 83158

## LED 60W SQUARE CANOPY LIGHT

### PHOTOMETRIC



• VIEW SELL SHEET

#### CANDELA TABLE - TYPE C

	0	15	30	45	60	75	90	105	120	135	150	165	180	195	210	225	240	255	270	285	300	315	330
0	484	484	484	484	484	484	484	484	484	484	484	484	484	484	484	484	484	484	484	484	484	484	484
5	356	366	348	366	361	383	390	368	346	348	344	356	346	375	348	344	346	348	380	346	356	346	363
10	356	348	356	353	358	353	383	351	353	348	353	346	366	368	361	366	356	363	366	366	356	366	358
15	380	370	383	375	378	373	387	370	380	373	375	370	385	392	387	395	385	392	385	395	385	395	385
20	404	402	409	400	414	395	409	397	402	397	414	395	414	431	417	426	424	424	414	439	417	424	419
25	436	448	451	436	458	426	431	446	441	431	448	424	441	456	451	470	473	461	443	468	458	465	456
30	463	473	497	492	490	468	468	461	492	485	485	458	487	502	500	531	512	509	487	512	509	519	490
35	504	509	553	553	543	509	509	507	558	553	551	517	531	553	563	599	573	568	536	570	568	580	541
40	548	573	653	631	604	543	541	546	626	646	626	551	580	602	634	692	665	624	590	631	658	670	607
45	595	616	736	709	690	597	592	612	733	726	719	604	631	709	753	821	772	772	702	763	785	792	707
50	694	753	909	853	867	709	699	741	924	877	882	699	797	967	987	1099	1019	1036	938	1031	1001	1055	882
55	889	965	1209	1140	1172	955	897	1038	1318	1196	1257	933	1014	1243	1399	1503	1386	1357	1209	1321	1323	1360	1204
60	906	1123	1391	1474	1386	1106	1031	1250	1562	1581	1457	1123	936	1097	1452	1477	1479	1238	1216	1270	1399	1360	1243
65	770	1067	1245	1460	1248	1038	858	1165	1369	1528	1304	1031	690	775	1111	1031	1087	848	858	882	1072	970	962
70	539	787	841	1036	811	697	551	794	877	1065	838	707	451	514	714	673	692	551	546	582	712	658	658
75	385	541	580	682	570	485	385	546	602	702	570	473	329	373	514	497	507	397	407	426	531	502	495
80	270	400	417	504	407	344	256	392	426	507	407	336	227	261	366	346	348	268	268	288	375	358	353
85	192	290	309	375	305	263	190	290	312	368	285	246	141	166	234	217	224	161	161	180	249	231	236
90	124	183	192	224	180	154	115	171	180	219	178	151	107	129	171	168	163	127	119	139	180	178	173
95	105	141	158	173	151	119	97	134	149	166	146	117	97	119	151	154	144	117	105	127	156	158	151
100	97	127	146	158	141	110	93	122	139	149	136	107	95	115	146	144	136	107	100	119	149	149	144
105	95	117	139	149	136	105	88	112	134	141	129	102	93	110	141	141	134	105	97	117	141	141	136
110	90	110	132	141	129	97	85	107	129	136	124	100	93	105	139	136	132	102	100	112	136	136	129
115	88	102	124	136	122	93	85	102	129	134	119	93	95	102	134	134	129	97	100	107	132	132	122
120	88	97	122	136	119	90	85	102	129	136	119	93	97	100	129	134	124	93	97	102	127	124	115
125	88	90	119	136	115	93	88	100	127	141	117	93	93	88	119	119	117	90	95	93	119	112	105
130	80	83	105	122	102	88	83	90	112	124	100	85	78	73	100	100	100	83	90	80	102	97	93
135	68	73	80	97	78	73	68	73	85	100	76	71	63	58	80	78	80	68	78	68	83	76	71
140	51	56	54	73	49	56	51	56	56	73	49	56	49	44	56	54	54	54	63	54	61	54	46
145	39	44	32	46	32	41	34	39	29	46	32	41	37	29	32	29	39	39	49	39	37	29	32
150	24	29	17	17	17	27	22	24	17	17	19	29	24	15	15	0	24	24	34	24	22	0	17
155	10	15	2	0	0	15	10	12	0	0	5	17	7	0	0	0	5	5	15	2	2	0	
160	0	0	0	0	0	0	0	0	0	0	0	0	0	0	0	0	0	0	0	0	0	0	
165	0	0	0	0	0	0	0	0	0	0	0	0	0	0	0	0	0	0	0	0	0	0	
170	0	0	0	0	0	0	0	0	0	0	0	0	0	0	0	0	0	0	0	0	0	0	
175	0	0	0	0	0	0	0	0	0	0	0	0	0	0	0	0	0	0	0	0	0	0	
180	0	0	0	0	0	0	0	0	0	0	0	0	0	0	0	0	0	0	0	0	0	0	



DESIGNLIGHTS  
CONSORTIUM

Please check DLC website for the most current list of approved items • [www.designlights.org](http://www.designlights.org)  
Published lumens on LED products are approximate and may vary slightly.

P.Q.L., Inc. • 2285 WARD AVENUE • SIMI VALLEY, CA 93065 • 800.323.8107 • FAX: 877.619.7053

[www.PQLighting.com](http://www.PQLighting.com)