



PREMIUM QUALITY LIGHTING

# 83162

## LED SHOE BOX FIXTURE

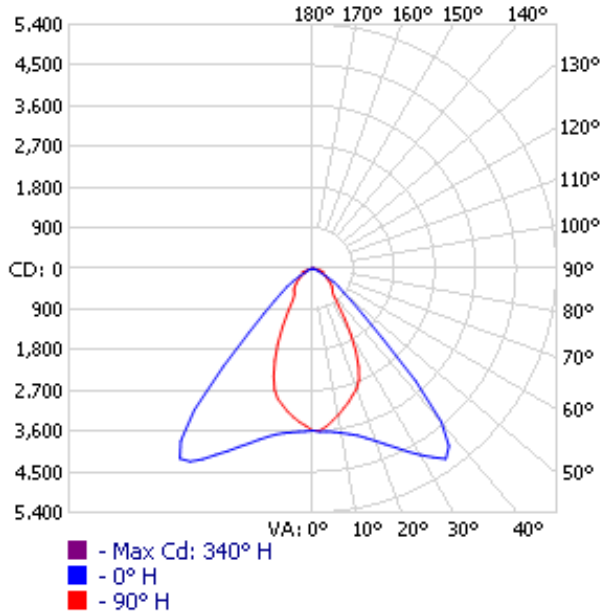
### PHOTOMETRIC



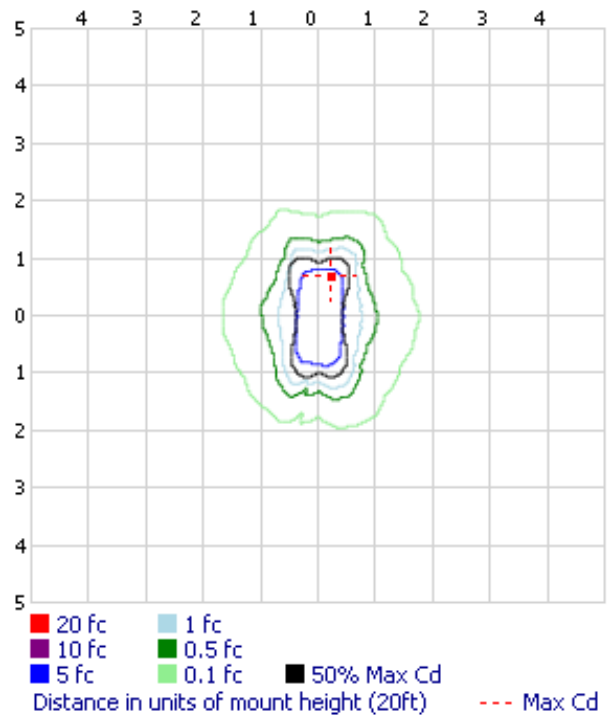
• VIEW SELL SHEET

MANUFACTURER: PQL. INC.  
 TEST #: 1  
 LUMINAIRE: 83162  
 LAMP OUTPUT: 1 LAMP, RATED LUMENS/LAMP: 6405.1  
 LUMINOUS OPENING: POINT  
 MAX CD: 5,327.8 AT HORIZONTAL: 340°, VERTICAL: 35°  
 CUTOFF CLASS: CUTOFF  
 ROADWAY CLASS: VERY SHORT, TYPE II  
 EFFICIENCY: 98.7%

**Polar Candela Distribution**



**Isofootcandle Plot**



**ZONAL LUMEN SUMMARY**

ZONE	LUMENS	% LAMP	% LUMINAIRE
0-30	2,754.6	43%	43.6%
0-40	4,378.1	68.4%	69.2%
0-60	6,018.5	94%	95.2%
60-90	306.2	4.8%	4.8%
0-90	6,324.6	98.7%	100%

**LUMENS PER ZONE**

ZONE	LUMENS	% TOTAL
0-10	332.9	5.3%
10-20	951.1	15.0%
20-30	1,470.5	23.3%
30-40	1,623.5	25.7%
40-50	1,078.1	17.0%
50-60	562.3	8.9%
60-70	221.8	3.5%
70-80	71.5	1.1%
80-90	12.9	0.2%



DESIGNLIGHTS  
CONSORTIUM

Please check DLC website for the most current list of approved items • [www.designlights.org](http://www.designlights.org)  
 Published lumens on LED products are approximate and may vary slightly.



PREMIUM QUALITY LIGHTING

# 83162

## LED SHOE BOX FIXTURE

### PHOTOMETRIC



• VIEW SELL SHEET

#### ROADWAY SUMMARY

CUTOFF CLASSIFICATION:	CUTOFF	
DISTRIBUTION:	TYPE II, VERY SHORT	
MAX CD, 90 DEG VERT:	9.2	
MAX CD, 80 TO <90 DEG:	92.1	
	<b>LUMENS</b>	<b>% LAMP</b>
DOWNWARD STREET SIDE:	3,262.0	50.9%
DOWNWARD HOUSE SIDE:	3,168.9	49.5%
DOWNWARD TOTAL:	6,430.9	100.4%
<b>TOTAL LUMENS:</b>	<b>6,430.9</b>	<b>100.4%</b>

#### LCS TABLE

##### BUG RATING

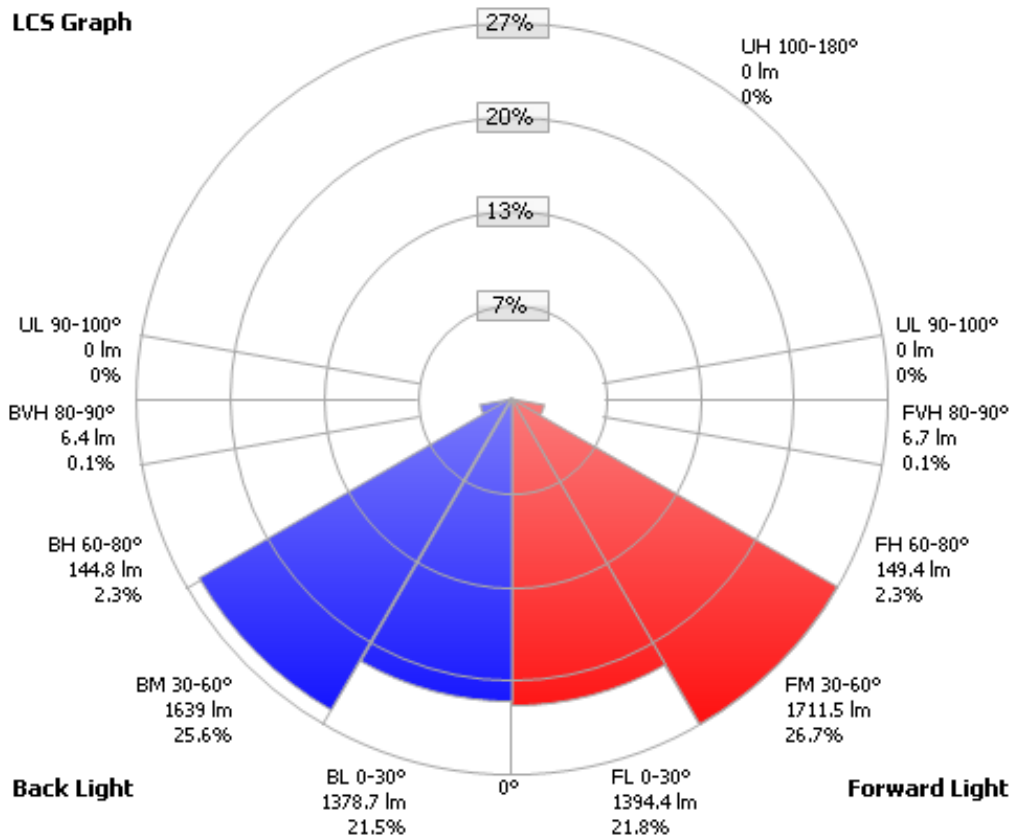
##### FORWARD LIGHT

	B3 - UX - G1	
	LUMEN	LUMENS %
LOW(0-30):	1,394.4	21.8%
MEDIUM(30-60):	1,711.5	26.7%
HIGH(60-80):	149.4	2.3%
VERY HIGH(80-90):	6.7	0.1%

##### BACK LIGHT

LOW(0-30):	1,378.7	21.5%
MEDIUM(30-60):	1,639.0	25.6%
HIGH(60-80):	144.8	2.3%
VERY HIGH(80-90):	6.4	0.1%
<b>TRAPPED LIGHT:</b>	<b>0</b>	<b>0%</b>

LCS Graph



Scale = Max LCS %

Trapped Light: 0lm, 0%



DESIGNLIGHTS  
CONSORTIUM

Please check DLC website for the most current list of approved items • [www.designlights.org](http://www.designlights.org)  
Published lumens on LED products are approximate and may vary slightly.

P.Q.L., Inc. • 2285 WARD AVENUE • SIMI VALLEY, CA 93065 • 800.323.8107 • FAX: 877.619.7053

[www.PQLighting.com](http://www.PQLighting.com)



PREMIUM QUALITY LIGHTING

# 83162

LED SHOE BOX FIXTURE  
PHOTOMETRIC



• VIEW SELL SHEET

**CANDELA TABLE - TYPE C**

	0	20	40	60	80	90	110	130	150	170	180	200	220	240	260	280	300	320	340	350	
0	3584	3584	3584	3584	3584	3584	3584	3584	3584	3584	3584	3584	3584	3584	3584	3584	3584	3584	3584	3584	3584
5	3619	3616	3607	3577	3540	3545	3485	3515	3457	3503	3448	3506	3471	3531	3520	3573	3609	3626	3626	3596	
10	3692	3662	3619	3527	3446	3407	3322	3328	3250	3285	3227	3294	3275	3363	3409	3503	3603	3667	3697	3653	
15	3821	3743	3649	3503	3381	3278	3142	3123	3020	3057	2985	3068	3105	3239	3342	3478	3662	3773	3851	3789	
20	4059	3911	3773	3529	3328	3170	3008	2928	2796	2833	2773	2898	2999	3163	3354	3538	3805	3960	4114	4038	
25	4374	4160	4013	3702	3448	3121	2690	2587	2260	2393	2271	2598	2741	3188	3543	3738	4084	4243	4455	4416	
30	4763	4510	4503	3985	3209	2690	2059	1933	1513	1684	1539	1995	2179	2842	3425	4160	4577	4616	4869	4925	
35	5139	4945	4899	3904	2755	2073	1159	1140	850	988	843	1191	1285	2329	3100	4294	5196	5093	5134	5236	
40	4427	4968	4482	3425	1734	984	643	677	650	675	631	663	654	1248	2234	3890	4766	4786	4079	4206	
45	2177	3474	3119	2283	765	627	534	576	576	606	553	555	539	680	974	2863	3257	2928	1999	2536	
50	1117	1983	2066	1221	640	527	463	495	474	511	461	479	458	569	714	1794	2071	1502	1099	1529	
55	693	1179	1246	808	484	417	364	392	359	398	355	392	373	454	560	1163	1237	864	693	901	
60	322	682	753	587	387	327	272	306	297	334	288	309	276	385	419	776	714	518	329	477	
65	157	281	332	332	189	203	168	219	180	230	175	205	159	205	182	357	251	205	166	168	
70	94	129	117	134	90	106	85	127	124	170	106	117	81	101	94	136	117	113	101	92	
75	53	71	60	74	51	64	55	83	99	203	74	76	55	64	53	74	58	67	58	48	
80	28	44	28	32	18	30	18	35	32	92	25	35	21	28	18	32	28	39	30	25	
85	12	16	12	14	9	9	7	7	2	9	7	7	5	9	5	14	9	14	14	12	
90	9	9	9	9	5	7	5	5	2	7	5	2	5	7	5	9	9	7	9	9	



DESIGNLIGHTS CONSORTIUM

Please check DLC website for the most current list of approved items • [www.designlights.org](http://www.designlights.org)  
Published lumens on LED products are approximate and may vary slightly.

P.Q.L., Inc. • 2285 WARD AVENUE • SIMI VALLEY, CA 93065 • 800.323.8107 • FAX: 877.619.7053

[www.PQLighting.com](http://www.PQLighting.com)