



PREMIUM QUALITY LIGHTING

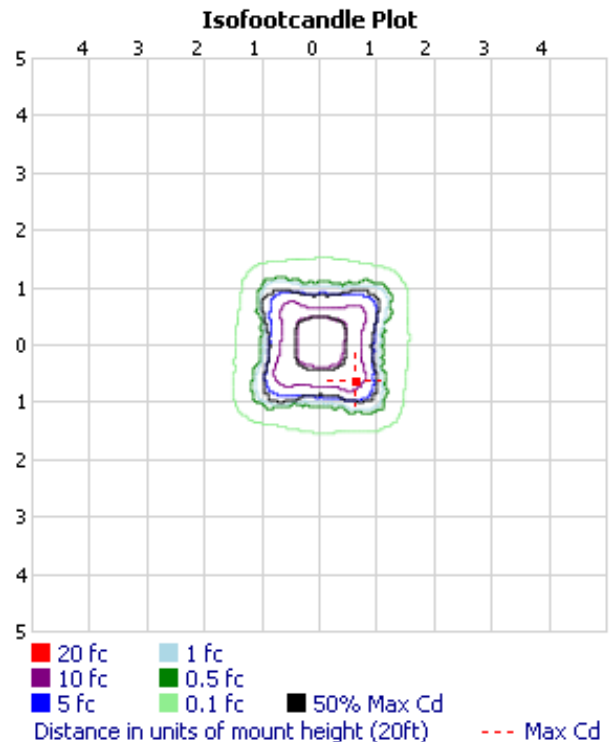
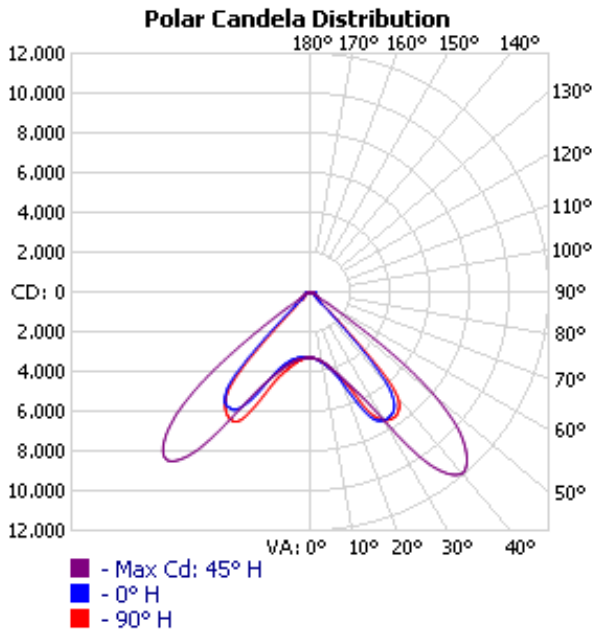
83182

LED 160W HIGH BAY
PHOTOMETRIC



• VIEW SELL SHEET

MANUFACTURER: PQL, INC.
 TEST #: 1
 TEST LAB: LEADING TESTING LABORATORIES
 ISSUE DATE: 2012-11-01 16:28:13
 CATALOG #: OUTDOOR WALL-MOUNTED AREA LUMINAIRES
 LUMINAIRE: 83182
 LAMP OUTPUT: 1 LAMP, RATED LUMENS/LAMP: 14628
 INPUT WATTAGE: 161
 LUMINOUS OPENING: POINT
 MAX CD: 11,907.0 AT HORIZONTAL: 45°, VERTICAL: 40.2°
 CUTOFF CLASS: CUTOFF
 ROADWAY CLASS: VERY SHORT, TYPE I
 EFFICIENCY: 100.3%



ZONAL LUMEN SUMMARY

ZONE	LUMENS	% LAMP	% LUMINAIRE
0-30	4,107.0	28.1%	28%
0-40	9,224.1	63.1%	62.9%
0-60	14,309.5	97.8%	97.5%
60-90	364.5	2.5%	2.5%
0-90	14,673.9	100.3%	100%

LUMENS PER ZONE

ZONE	LUMENS	% TOTAL
0-10	325.4	2.2%
10-20	1,111.9	7.6%
20-30	2,669.7	18.2%
30-40	5,117.2	34.9%
40-50	4,291.0	29.2%
50-60	794.3	5.4%
60-70	179.9	1.2%
70-80	106.6	0.7%
80-90	78.0	0.5%



LM79
CERTIFIED
LM80
CERTIFIED

DESIGNLIGHTS
CONSORTIUM



Please check DLC website for the most current list of approved items • www.designlights.org
 Published lumens on LED products are approximate and may vary slightly.



PREMIUM QUALITY LIGHTING

83182

LED 160W HIGH BAY
PHOTOMETRIC



• VIEW SELL SHEET

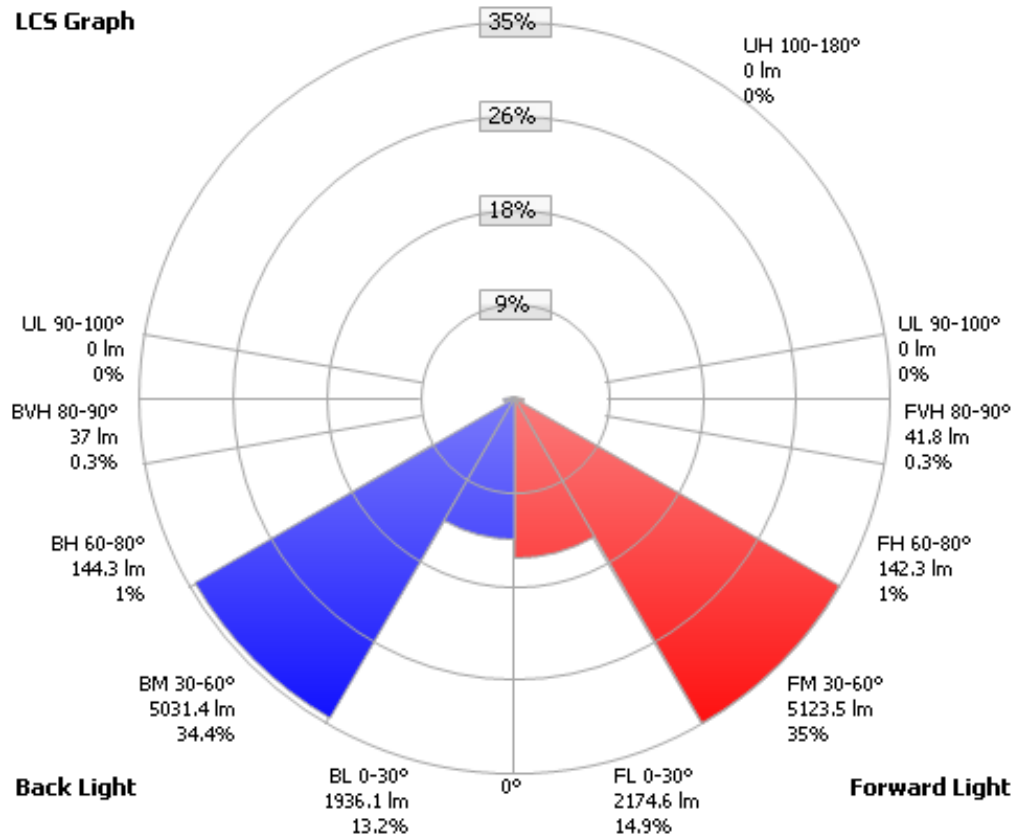
ROADWAY SUMMARY

CUTOFF CLASSIFICATION:	CUTOFF	
DISTRIBUTION:	TYPE I, VERY SHORT	
MAX CD, 90 DEG VERT:	7.6	
MAX CD, 80 TO <90 DEG:	346.1	
	LUMENS	% LAMP
DOWNWARD STREET SIDE:	7,482.1	51.1%
DOWNWARD HOUSE SIDE:	7,148.9	48.9%
DOWNWARD TOTAL:	14,630.9	100%
TOTAL LUMENS:	14,630.9	100%

LCS TABLE

BUG RATING	B4 - UX - G1	
FORWARD LIGHT	LUMENS	LUMENS %
LOW(0-30):	2,174.6	14.9%
MEDIUM(30-60):	5,123.5	35%
HIGH(60-80):	142.3	1%
VERY HIGH(80-90):	41.8	0.3%
BACK LIGHT		
LOW(0-30):	1,936.1	13.2%
MEDIUM(30-60):	5,031.4	34.4%
HIGH(60-80):	144.3	1%
VERY HIGH(80-90):	37.0	0.3%
TRAPPED LIGHT:	0	0%

LCS Graph



Back Light

Forward Light

Scale = Max LCS %

Trapped Light: 0lm, 0%



LM79
CERTIFIED
LM80
CERTIFIED

DESIGNLIGHTS
CONSORTIUM



Please check DLC website for the most current list of approved items • www.designlights.org
Published lumens on LED products are approximate and may vary slightly.



PREMIUM QUALITY LIGHTING

83182
LED 160W HIGH BAY
PHOTOMETRIC



• VIEW SELL SHEET

CANDELA TABLE - TYPE C

	0	30	60	90	120	150	180	210	240	270	300	330	355
0	3310	3310	3310	3310	3310	3310	3310	3310	3310	3310	3310	3310	3310
5	3377	3360	3373	3359	3372	3357	3369	3357	3370	3359	3373	3364	3376
10	3606	3570	3599	3565	3593	3559	3586	3552	3577	3546	3576	3543	3576
15	4019	3953	4006	3937	3984	3919	3970	3915	3973	3923	3984	3935	3993
20	4978	4778	4885	4685	4758	4593	4667	4552	4628	4540	4637	4560	4653
25	6722	6518	6653	6367	6466	6107	6122	5749	5757	5499	5601	5498	5780
30	7428	7440	7551	7637	7844	7871	8053	7743	7831	7464	7902	7689	7906
35	7308	7417	7540	7792	8069	8438	8967	9648	10655	10670	10508	9585	9027
40	5953	6430	6516	7102	7488	8409	9717	10790	11560	11902	11520	10671	9585
45	767	1479	1420	2791	3681	6930	8561	10012	10527	11018	10675	10217	8424
50	369	395	390	448	533	1678	2666	5734	7396	8338	6391	4673	2179
55	258	271	266	289	301	386	471	1252	1737	2624	1303	1016	434
60	186	193	191	206	212	251	291	361	395	433	383	341	276
65	159	160	163	167	152	163	174	222	210	245	209	216	171
70	127	126	122	130	138	145	114	123	124	137	114	116	134
75	115	109	102	98	96	95	89	90	87	89	86	89	89
80	299	228	256	164	190	115	123	91	92	82	75	69	62
85	62	83	75	86	60	51	32	91	67	116	53	115	87
90	7	8	7	8	6	7	6	7	7	7	6	7	6



LM79
 CERTIFIED
 LM80
 CERTIFIED



Please check DLC website for the most current list of approved items • www.designlights.org
 Published lumens on LED products are approximate and may vary slightly.