



PREMIUM QUALITY LIGHTING

83186

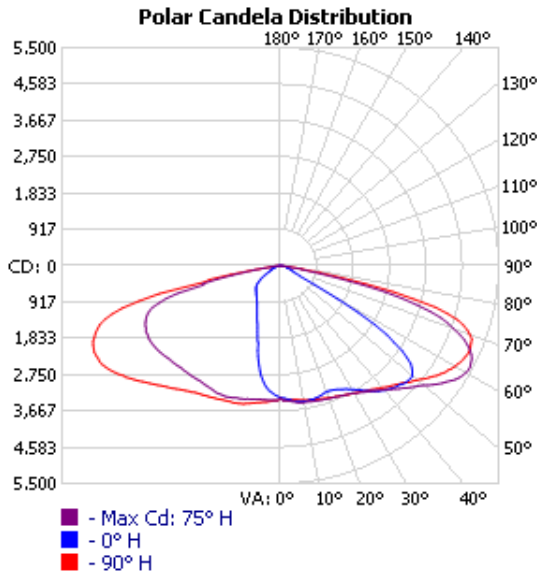
LED 160W AREA LIGHT

PHOTOMETRIC

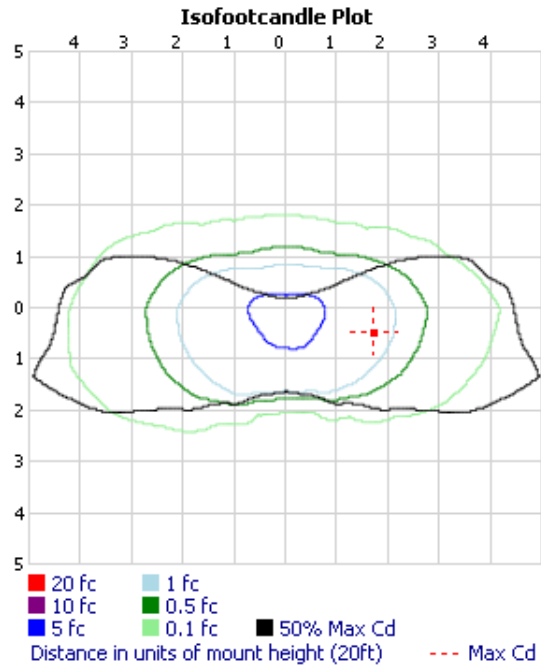


• VIEW SELL SHEET

MANUFACTURER: PQL, INC.
 CATALOG #: OUTDOOR POLE/ARM-MOUNTED AREA AND ROADWAY LUMINAIRES
 LUMINAIRE: 83186
 LAMP OUTPUT: 1 LAMP, RATED LUMENS/LAMP: 13687.9
 INPUT WATTAGE: 162.44
 LUMINOUS OPENING: RECTANGLE (L: 11.93", W: 7.09")
 MAX CD: 5,424.8 AT HORIZONTAL: 75°, VERTICAL: 61°
 CUTOFF CLASS: SEMICUTOFF
 ROADWAY CLASS: SHORT, TYPE II
 EFFICIENCY: 100%



- Max Cd: 75° H
 - 0° H
 - 90° H



20 fc 1 fc
 10 fc 0.5 fc
 5 fc 0.1 fc 50% Max Cd
 Distance in units of mount height (20ft) --- Max Cd

ZONAL LUMEN SUMMARY

ZONE	LUMENS	% LAMP	% LUMINAIRE
0-30	2,586.0	18.9%	18.9%
0-40	4,449.3	32.5%	32.5%
0-60	9,853.8	72%	72%
60-90	3,833.1	28%	28%
70-100	1,393.1	10.2%	10.2%
90-120	0	0%	0%
0-90	13,686.9	100%	100%
90-180	0	0%	0%
0-180	13,686.9	100%	100%

LUMENS PER ZONE

ZONE	LUMENS	% TOTAL
0-10	317.5	2.3%
10-20	899.4	6.6%
20-30	1,369.1	10.0%
30-40	1,863.3	13.6%
40-50	2,460.7	18.0%
50-60	2,943.8	21.5%
60-70	2,440.0	17.8%
70-80	1,248.2	9.1%
80-90	144.9	1.1%



DESIGNLIGHTS
CONSORTIUM

Please check DLC website for the most current list of approved items • www.designlights.org
 Published lumens on LED products are approximate and may vary slightly.



PREMIUM QUALITY LIGHTING

83186

LED 160W AREA LIGHT

PHOTOMETRIC



• VIEW SELL SHEET

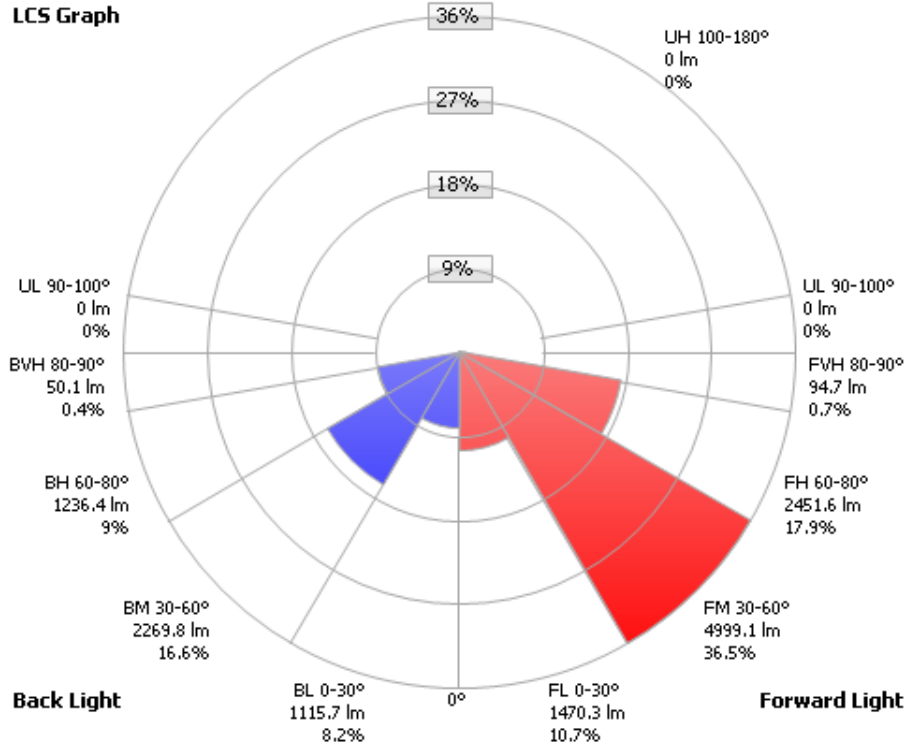
ROADWAY SUMMARY

CUTOFF CLASSIFICATION:	SEMICUTOFF	
DISTRIBUTION:	TYPE III, SHORT	
MAX CD, 90 DEG VERT:	0	
MAX CD, 80 TO <90 DEG:	2,129.0	
	LUMENS	% LAMP
DOWNWARD STREET SIDE:	9,015.7	65.9%
DOWNWARD HOUSE SIDE:	4,672.1	34.1%
DOWNWARD TOTAL:	13,687.9	100%
UPWARD STREET SIDE:	0	0%
UPWARD HOUSE SIDE:	0	0%
UPWARD TOTAL:	0	0%
TOTAL LUMENS:	13,687.9	100%

LCS TABLE

BUG RATING	B3 - U0 - G3	
FORWARD LIGHT	LUMENS	LUMENS %
LOW(0-30):	1,470.3	10.7%
MEDIUM(30-60):	4,999.1	36.5%
HIGH(60-80):	2,451.6	17.9%
VERY HIGH(80-90):	94.7	0.7%
BACK LIGHT		
LOW(0-30):	1,115.7	8.2%
MEDIUM(30-60):	2,269.8	16.6%
HIGH(60-80):	1,236.4	9%
VERY HIGH(80-90):	50.1	0.4%
UPLIGHT		
LOW(90-100):	0	0%
HIGH(100-180):	0	0%
TRAPPED LIGHT:	0.0	0%

LCS Graph



Scale = Max LCS %

Trapped Light: 0lm, 0%



DESIGNLIGHTS CONSORTIUM

Please check DLC website for the most current list of approved items • www.designlights.org
Published lumens on LED products are approximate and may vary slightly.



PREMIUM QUALITY LIGHTING

83186

LED 160W AREA LIGHT
PHOTOMETRIC



• VIEW SELL SHEET

CANDELA TABLE - TYPE C

	0	15	30	45	60	75	90	105	120	135	150	165	180	195	210	225	240	255	270	285	300	315	330	345
0	3336	3336	3336	3336	3336	3336	3336	3336	3336	3336	3336	3336	3336	3336	3336	3336	3336	3336	3336	3336	3336	3336	3336	3336
5	3416	3438	3425	3411	3423	3442	3397	3343	3274	3245	3168	3166	3171	3173	3205	3266	3313	3402	3443	3387	3370	3421	3389	3419
10	3469	3491	3495	3486	3482	3500	3442	3349	3251	3140	2977	2862	2812	2852	3002	3166	3286	3418	3511	3445	3431	3475	3450	3472
15	3454	3486	3464	3484	3505	3529	3488	3422	3239	2950	2574	2319	2209	2320	2593	2958	3285	3486	3609	3481	3460	3470	3452	3442
20	3392	3438	3431	3476	3526	3562	3550	3458	3180	2612	2014	1784	1690	1767	2021	2594	3200	3544	3651	3528	3456	3444	3397	3388
25	3446	3485	3473	3492	3550	3618	3614	3501	3034	2259	1672	1445	1388	1444	1657	2207	3037	3581	3710	3572	3469	3434	3370	3408
30	3610	3689	3667	3582	3608	3709	3715	3518	2846	1969	1402	1225	1174	1210	1376	1925	2840	3563	3782	3605	3495	3459	3499	3568
35	3855	3952	3965	3795	3766	3872	3840	3541	2671	1730	1234	1075	1031	1066	1191	1659	2641	3544	3896	3709	3606	3616	3758	3843
40	4103	4261	4333	4122	4029	4078	4009	3580	2530	1523	1091	970	938	963	1060	1469	2493	3572	4058	3949	3869	3950	4130	4077
45	4247	4531	4721	4487	4340	4368	4220	3662	2406	1376	991	901	864	885	967	1343	2388	3604	4273	4222	4181	4346	4456	4349
50	4334	4719	5050	4851	4627	4695	4490	3730	2338	1277	906	822	786	814	887	1241	2295	3658	4547	4545	4474	4692	4885	4563
55	3749	4360	5218	5022	4941	5107	4828	3789	2263	1169	776	667	625	672	793	1161	2229	3749	4833	4906	4810	4887	5124	4360
60	1682	2301	4571	4842	5130	5396	5079	3812	2147	977	559	440	406	460	608	1034	2172	3785	5095	5239	5033	4916	4896	2766
65	385	426	1680	3901	4857	5313	5223	3744	1854	649	314	263	257	279	372	759	2018	3736	5173	5293	4962	4357	2652	537
70	263	282	398	1763	3817	4639	5077	3299	1149	269	212	199	199	206	233	402	1540	3562	4956	4913	4362	2838	581	307
75	169	177	242	524	1918	3180	4042	1607	328	149	138	133	142	145	161	190	696	2680	4119	4080	3119	948	288	197
80	142	139	148	202	340	574	1017	244	134	99	100	100	93	96	104	123	193	887	1276	2129	1154	275	185	150
85	77	85	71	79	123	100	93	35	34	30	29	40	26	61	49	90	125	168	133	232	210	148	98	97
90	0	0	0	0	0	0	0	0	0	0	0	0	0	0	0	0	0	0	0	0	0	0	0	0
95	0	0	0	0	0	0	0	0	0	0	0	0	0	0	0	0	0	0	0	0	0	0	0	0
100	0	0	0	0	0	0	0	0	0	0	0	0	0	0	0	0	0	0	0	0	0	0	0	0
105	0	0	0	0	0	0	0	0	0	0	0	0	0	0	0	0	0	0	0	0	0	0	0	0
110	0	0	0	0	0	0	0	0	0	0	0	0	0	0	0	0	0	0	0	0	0	0	0	0
115	0	0	0	0	0	0	0	0	0	0	0	0	0	0	0	0	0	0	0	0	0	0	0	0
120	0	0	0	0	0	0	0	0	0	0	0	0	0	0	0	0	0	0	0	0	0	0	0	0
125	0	0	0	0	0	0	0	0	0	0	0	0	0	0	0	0	0	0	0	0	0	0	0	0
130	0	0	0	0	0	0	0	0	0	0	0	0	0	0	0	0	0	0	0	0	0	0	0	0
135	0	0	0	0	0	0	0	0	0	0	0	0	0	0	0	0	0	0	0	0	0	0	0	0
140	0	0	0	0	0	0	0	0	0	0	0	0	0	0	0	0	0	0	0	0	0	0	0	0
145	0	0	0	0	0	0	0	0	0	0	0	0	0	0	0	0	0	0	0	0	0	0	0	0
150	0	0	0	0	0	0	0	0	0	0	0	0	0	0	0	0	0	0	0	0	0	0	0	0
155	0	0	0	0	0	0	0	0	0	0	0	0	0	0	0	0	0	0	0	0	0	0	0	0
160	0	0	0	0	0	0	0	0	0	0	0	0	0	0	0	0	0	0	0	0	0	0	0	0
165	0	0	0	0	0	0	0	0	0	0	0	0	0	0	0	0	0	0	0	0	0	0	0	0
170	0	0	0	0	0	0	0	0	0	0	0	0	0	0	0	0	0	0	0	0	0	0	0	0
175	0	0	0	0	0	0	0	0	0	0	0	0	0	0	0	0	0	0	0	0	0	0	0	0
180	0	0	0	0	0	0	0	0	0	0	0	0	0	0	0	0	0	0	0	0	0	0	0	0



DESIGNLIGHTS CONSORTIUM

Please check DLC website for the most current list of approved items • www.designlights.org
Published lumens on LED products are approximate and may vary slightly.