



PREMIUM QUALITY LIGHTING

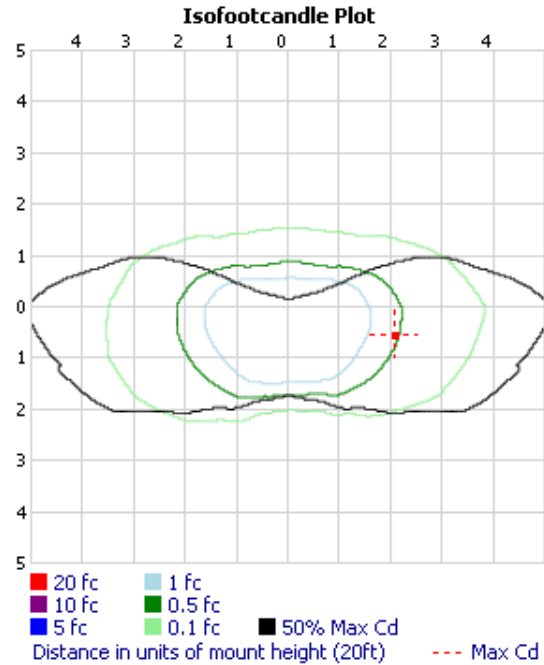
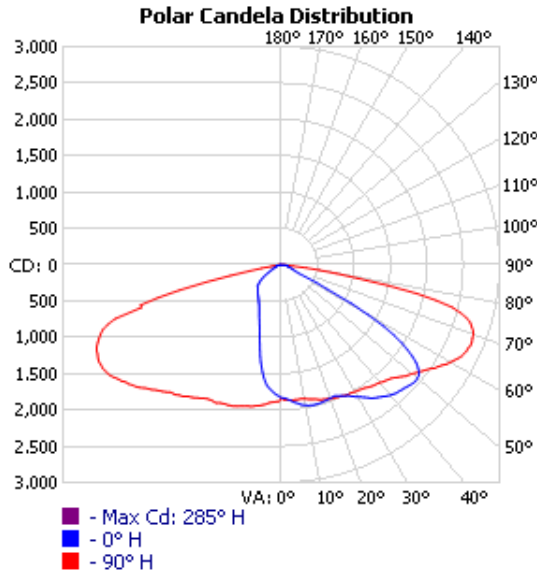
83188

LED 80W AREA LIGHT
PHOTOMETRIC



• VIEW SELL SHEET

MANUFACTURER: PQL, INC.
 CATALOG #: OUTDOOR POLE/ARM-MOUNTED AREA AND ROADWAY LUMINAIRES
 LUMINAIRE: 83188
 LAMP OUTPUT: 1 LAMP, RATED LUMENS/LAMP: 7624.7
 INPUT WATTAGE: 84.87
 LUMINOUS OPENING: RECTANGLE (L: 7.09", W: 7.09")
 MAX CD: 2,967.4 AT HORIZONTAL: 285°, VERTICAL: 61°
 CUTOFF CLASS: SEMICUTOFF
 ROADWAY CLASS: SHORT, TYPE III
 EFFICIENCY: 100%



ZONAL LUMEN SUMMARY

ZONE	LUMENS	% LAMP	% LUMINAIRE
0-30	1,435.8	18.8%	18.8%
0-40	2,473.5	32.4%	32.4%
0-60	5,451.1	71.5%	71.5%
60-90	2,173.0	28.5%	28.5%
70-100	787.6	10.3%	10.3%
90-120	0	0%	0%
0-90	7,624.2	100%	100%
90-180	0	0%	0%
0-180	7,624.2	100%	100%

LUMENS PER ZONE

ZONE	LUMENS	% TOTAL
0-10	175.1	2.3%
10-20	498.1	6.5%
20-30	762.6	10.0%
30-40	1,037.7	13.6%
40-50	1,355.3	17.8%
50-60	1,622.4	21.3%
60-70	1,385.4	18.2%
70-80	705.9	9.3%
80-90	81.7	1.1%



DESIGNLIGHTS CONSORTIUM

Please check DLC website for the most current list of approved items • www.designlights.org
 Published lumens on LED products are approximate and may vary slightly.

P.Q.L., Inc. • 2285 WARD AVENUE • SIMI VALLEY, CA 93065 • 800.323.8107 • FAX: 877.619.7053

www.PQLighting.com



PREMIUM QUALITY LIGHTING

83188

LED 80W AREA LIGHT

PHOTOMETRIC



• VIEW SELL SHEET

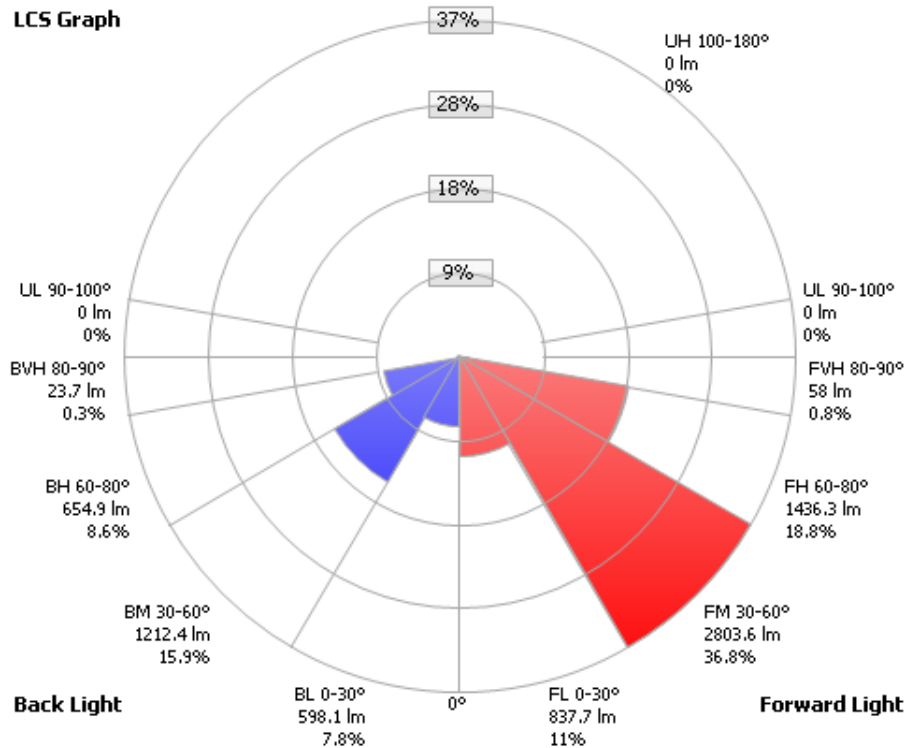
ROADWAY SUMMARY

CUTOFF CLASSIFICATION:	SEMICUTOFF	
DISTRIBUTION:	TYPE III, SHORT	
MAX CD, 90 DEG VERT:	0	
MAX CD, 80 TO <90 DEG:	1,060.4	
	LUMENS	% LAMP
DOWNWARD STREET SIDE:	5,135.6	67.4%
DOWNWARD HOUSE SIDE:	2,489.1	32.6%
DOWNWARD TOTAL:	7,624.7	100%
UPWARD STREET SIDE:	0	0%
UPWARD HOUSE SIDE:	0	0%
UPWARD TOTAL:	0	0%
TOTAL LUMENS:	7,624.7	100%

LCS TABLE

BUG RATING	B2 - U0 - G2	
FORWARD LIGHT	LUMENS	LUMENS %
LOW(0-30):	837.7	11%
MEDIUM(30-60):	2,803.6	36.8%
HIGH(60-80):	1,436.3	18.8%
VERY HIGH(80-90):	58.0	0.8%
BACK LIGHT		
LOW(0-30):	598.1	7.8%
MEDIUM(30-60):	1,212.4	15.9%
HIGH(60-80):	654.9	8.6%
VERY HIGH(80-90):	23.7	0.3%
UPLIGHT		
LOW(90-100):	0	0%
HIGH(100-180):	0	0%
TRAPPED LIGHT:	0	0%

LCS Graph



Back Light

Forward Light

Scale = Max LCS %

☉ Trapped Light: 0lm, 0%



DESIGNLIGHTS
CONSORTIUM

Please check DLC website for the most current list of approved items • www.designlights.org
Published lumens on LED products are approximate and may vary slightly.

P.Q.L., Inc. • 2285 WARD AVENUE • SIMI VALLEY, CA 93065 • 800.323.8107 • FAX: 877.619.7053

www.PQLighting.com



PREMIUM QUALITY LIGHTING

83188

LED 80W AREA LIGHT
PHOTOMETRIC



• VIEW SELL SHEET

CANDELA TABLE - TYPE C

	0	15	30	45	60	75	90	105	120	135	150	165	180	195	210	225	240	255	270	285	300	315	330	345
0	1835	1835	1835	1835	1835	1835	1835	1835	1835	1835	1835	1835	1835	1835	1835	1835	1835	1835	1835	1835	1835	1835	1835	1835
5	1898	1891	1888	1879	1873	1859	1868	1820	1800	1775	1728	1740	1725	1726	1764	1794	1826	1886	1908	1873	1895	1906	1879	1910
10	1963	1956	1942	1915	1926	1895	1872	1857	1770	1691	1596	1525	1500	1523	1615	1725	1828	1912	1971	1946	1967	1967	1967	1969
15	1980	1975	1989	1978	1956	1945	1919	1870	1742	1549	1339	1186	1140	1199	1344	1585	1791	1941	2014	1991	1997	1999	1990	1982
20	1954	1971	1987	1976	1981	1977	1961	1894	1684	1346	1062	903	876	918	1061	1366	1734	1961	2060	2041	2020	1996	1981	1956
25	1991	1998	1990	1970	1990	2007	1989	1902	1579	1144	863	749	716	747	855	1160	1635	1967	2100	2067	2033	2008	1989	1993
30	2098	2095	2061	2005	2023	2033	2017	1896	1466	998	729	641	617	627	711	1001	1510	1953	2123	2111	2079	2052	2084	2114
35	2237	2252	2202	2114	2057	2083	2062	1882	1373	872	638	565	550	554	622	870	1408	1961	2215	2182	2141	2164	2237	2270
40	2342	2367	2398	2262	2160	2172	2115	1880	1297	773	573	517	502	507	560	779	1340	1987	2315	2295	2262	2302	2418	2413
45	2398	2469	2566	2434	2302	2285	2197	1916	1243	709	535	478	458	468	509	714	1279	2008	2439	2450	2414	2452	2614	2533
50	2435	2559	2747	2604	2477	2469	2335	1966	1205	663	484	437	409	425	474	662	1254	2042	2610	2635	2584	2613	2787	2640
55	2197	2416	2835	2748	2621	2659	2495	2016	1183	613	414	342	305	330	399	614	1216	2077	2740	2819	2737	2703	2883	2545
60	1380	1667	2606	2739	2756	2840	2681	2057	1151	525	293	211	182	201	273	505	1175	2078	2840	2950	2804	2701	2720	1939
65	222	267	1391	2396	2714	2911	2809	2073	1045	356	156	125	119	124	152	325	1033	2019	2800	2895	2721	2428	1891	533
70	150	162	269	1337	2301	2690	2808	1981	742	151	102	93	89	92	104	143	654	1834	2612	2642	2387	1696	530	174
75	98	104	139	349	1426	2108	2548	1262	246	80	68	59	57	60	68	84	190	1004	1759	2098	1679	595	159	114
80	78	78	90	124	306	794	1060	273	84	50	57	63	61	63	57	52	79	207	276	859	558	155	103	79
85	55	56	54	65	94	102	99	47	27	18	14	13	7	9	13	20	33	53	46	101	104	83	58	58
90	0	0	0	0	0	0	0	0	0	0	0	0	0	0	0	0	0	0	0	0	0	0	0	0
95	0	0	0	0	0	0	0	0	0	0	0	0	0	0	0	0	0	0	0	0	0	0	0	0
100	0	0	0	0	0	0	0	0	0	0	0	0	0	0	0	0	0	0	0	0	0	0	0	0
105	0	0	0	0	0	0	0	0	0	0	0	0	0	0	0	0	0	0	0	0	0	0	0	0
110	0	0	0	0	0	0	0	0	0	0	0	0	0	0	0	0	0	0	0	0	0	0	0	0
115	0	0	0	0	0	0	0	0	0	0	0	0	0	0	0	0	0	0	0	0	0	0	0	0
120	0	0	0	0	0	0	0	0	0	0	0	0	0	0	0	0	0	0	0	0	0	0	0	0
125	0	0	0	0	0	0	0	0	0	0	0	0	0	0	0	0	0	0	0	0	0	0	0	0
130	0	0	0	0	0	0	0	0	0	0	0	0	0	0	0	0	0	0	0	0	0	0	0	0
135	0	0	0	0	0	0	0	0	0	0	0	0	0	0	0	0	0	0	0	0	0	0	0	0
140	0	0	0	0	0	0	0	0	0	0	0	0	0	0	0	0	0	0	0	0	0	0	0	0
145	0	0	0	0	0	0	0	0	0	0	0	0	0	0	0	0	0	0	0	0	0	0	0	0
150	0	0	0	0	0	0	0	0	0	0	0	0	0	0	0	0	0	0	0	0	0	0	0	0
155	0	0	0	0	0	0	0	0	0	0	0	0	0	0	0	0	0	0	0	0	0	0	0	0
160	0	0	0	0	0	0	0	0	0	0	0	0	0	0	0	0	0	0	0	0	0	0	0	0
165	0	0	0	0	0	0	0	0	0	0	0	0	0	0	0	0	0	0	0	0	0	0	0	0
170	0	0	0	0	0	0	0	0	0	0	0	0	0	0	0	0	0	0	0	0	0	0	0	0
175	0	0	0	0	0	0	0	0	0	0	0	0	0	0	0	0	0	0	0	0	0	0	0	0
180	0	0	0	0	0	0	0	0	0	0	0	0	0	0	0	0	0	0	0	0	0	0	0	0



DESIGNLIGHTS
CONSORTIUM

Please check DLC website for the most current list of approved items • www.designlights.org
Published lumens on LED products are approximate and may vary slightly.