



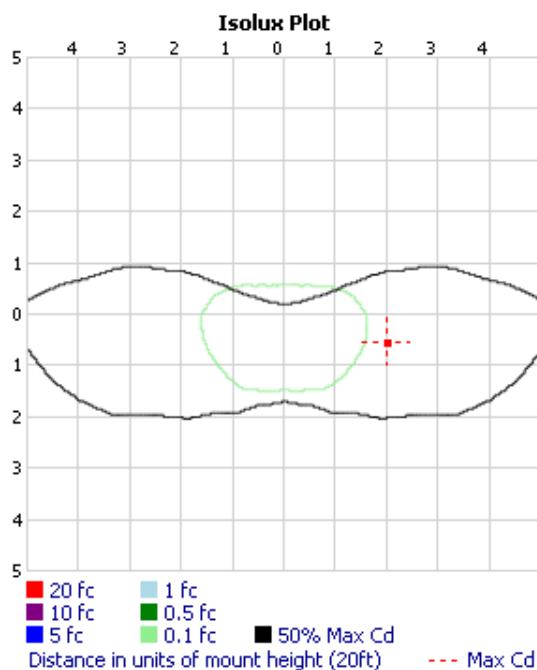
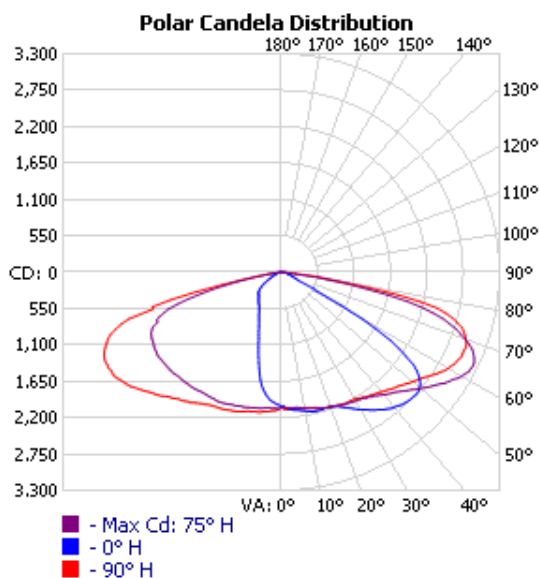
83189

LED 100W AREA LIGHT PHOTOMETRIC



• VIEW SELL SHEET

MANUFACTURER: PQL, INC.
CATALOG #: OUTDOOR POLE/ARM-MOUNTED AREA AND ROADWAY LUMINAIRES
LUMINAIRE: 83189
LAMP OUTPUT: 1 LAMP, RATED LUMENS/LAMP: 8393.8
INPUT WATTAGE: 98.69
LUMINOUS OPENING: RECTANGLE (L: 7.28", W: 7.01")
MAX CD: 3,222.8 AT HORIZONTAL: 75°, VERTICAL: 64°
CUTOFF CLASS: SEMICUTOFF
ROADWAY CLASS: SHORT, TYPE III
EFFICIENCY: 100%



ZONAL LUMEN SUMMARY

ZONE	LUMENS	% LAMP	% LUMINAIRE
0-30	1,592.0	19%	19%
0-40	2,745.4	32.7%	32.7%
0-60	6,010.4	71.6%	71.6%
60-90	2,382.8	28.4%	28.4%
70-100	884.2	10.5%	10.5%
90-120	0	0%	0%
0-90	8,393.3	100%	100%
90-180	0	0%	0%
0-180	8,393.3	100%	100%

LUMENS PER ZONE

ZONE	LUMENS	% TOTAL
0-10	193.9	2.3%
10-20	551.4	6.6%
20-30	846.7	10.1%
30-40	1,153.4	13.7%
40-50	1,494.8	17.8%
50-60	1,770.3	21.1%
60-70	1,498.6	17.9%
70-80	789.3	9.4%
80-90	94.9	1.1%



DESIGNLIGHTS
CONSORTIUM

Please check DLC website for the most current list of approved items • www.designlights.org
Published lumens on LED products are approximate and may vary slightly.



PREMIUM QUALITY LIGHTING

83189

LED 100W AREA LIGHT

PHOTOMETRIC



• VIEW SELL SHEET

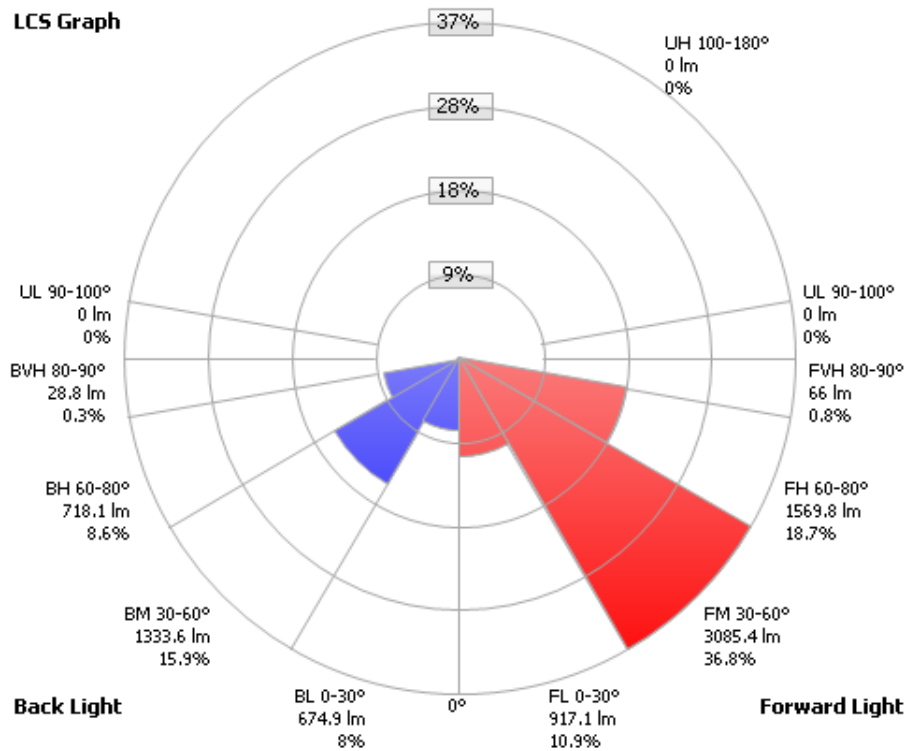
ROADWAY SUMMARY

	LUMENS	% LAMP
CUTOFF CLASSIFICATION:		SEMICUTOFF
DISTRIBUTION:		TYPE III, SHORT
MAX CD, 90 DEG VERT:		0
MAX CD, 80 TO <90 DEG:		1,332.1
DOWNWARD STREET SIDE:	5,638.3	67.2%
DOWNWARD HOUSE SIDE:	2,755.5	32.8%
DOWNWARD TOTAL:	8,393.8	100%
UPWARD STREET SIDE:	0	0%
UPWARD HOUSE SIDE:	0	0%
UPWARD TOTAL:	0	0%
TOTAL LUMENS:	8,393.8	100%

LCS TABLE

BUG RATING	B2 - U0 - G2	
FORWARD LIGHT	LUMENS	LUMENS %
LOW(0-30):	917.1	10.9%
MEDIUM(30-60):	3,085.4	36.8%
HIGH(60-80):	1,569.8	18.7%
VERY HIGH(80-90):	66.0	0.8%
BACK LIGHT		
LOW(0-30):	674.9	8%
MEDIUM(30-60):	1,333.6	15.9%
HIGH(60-80):	718.1	8.6%
VERY HIGH(80-90):	28.8	0.3%
UPLIGHT		
LOW(90-100):	0	0%
HIGH(100-180):	0	0%
TRAPPED LIGHT:	0.0	0%

LCS Graph



Scale = Max LCS %

☉ Trapped Light: 0lm, 0%



DESIGNLIGHTS
CONSORTIUM

Please check DLC website for the most current list of approved items • www.designlights.org
Published lumens on LED products are approximate and may vary slightly.

P.Q.L., Inc. • 2285 WARD AVENUE • SIMI VALLEY, CA 93065 • 800.323.8107 • FAX: 877.619.7053

www.PQLighting.com



PREMIUM QUALITY LIGHTING

83189

LED 100W AREA LIGHT
PHOTOMETRIC



• VIEW SELL SHEET

CANDELA TABLE - TYPE C

	0	15	30	45	60	75	90	105	120	135	150	165	180	195	210	225	240	255	270	285	300	315	330	345
0	2037	2037	2037	2037	2037	2037	2037	2037	2037	2037	2037	2037	2037	2037	2037	2037	2037	2037	2037	2037	2037	2037	2037	2037
5	2090	2087	2107	2082	2069	2059	2068	2038	1998	1955	1942	1915	1939	1928	1975	2008	2031	2059	2112	2088	2089	2076	2100	2101
10	2130	2156	2142	2131	2101	2090	2082	2040	1977	1888	1817	1737	1729	1762	1857	1942	2013	2085	2143	2118	2125	2118	2134	2130
15	2164	2187	2171	2151	2151	2131	2121	2067	1966	1776	1552	1392	1330	1406	1583	1812	2018	2112	2183	2141	2143	2134	2148	2135
20	2166	2178	2158	2157	2146	2171	2156	2075	1916	1556	1225	1049	1003	1057	1264	1592	1985	2134	2224	2166	2158	2134	2135	2172
25	2255	2258	2191	2155	2193	2210	2197	2126	1804	1321	984	836	801	851	1002	1378	1879	2166	2262	2207	2179	2137	2196	2237
30	2402	2394	2327	2221	2209	2249	2213	2121	1683	1138	823	704	671	698	825	1175	1757	2173	2310	2251	2222	2206	2315	2384
35	2539	2561	2494	2352	2268	2301	2287	2099	1569	998	705	615	591	604	697	1005	1631	2184	2404	2353	2308	2349	2487	2547
40	2661	2697	2693	2507	2383	2418	2359	2097	1473	872	626	556	536	559	620	886	1526	2204	2492	2493	2446	2519	2674	2688
45	2736	2806	2865	2663	2545	2548	2454	2124	1394	783	567	512	485	503	558	799	1457	2216	2627	2631	2596	2692	2873	2810
50	2724	2892	3044	2852	2720	2736	2578	2149	1318	717	516	470	445	463	510	726	1379	2236	2766	2829	2774	2861	3044	2893
55	2439	2739	3145	2997	2937	2941	2736	2148	1264	649	454	383	352	378	451	678	1334	2253	2903	2996	2952	2960	3150	2748
60	1411	1839	2939	3023	3063	3148	2909	2146	1192	560	335	257	225	252	337	589	1269	2224	2973	3134	3022	2998	3019	1955
65	260	325	1607	2697	3032	3218	3009	2091	1077	395	190	149	139	146	191	409	1160	2173	2957	3086	2958	2667	1883	524
70	171	192	362	1549	2610	2960	2966	1978	802	198	121	105	101	105	118	197	821	1960	2745	2794	2525	1775	533	197
75	111	126	175	535	1667	2374	2682	1377	319	97	76	69	67	69	77	98	303	1260	2018	2240	1722	617	186	131
80	86	86	112	169	531	1017	1332	346	111	53	45	43	42	43	45	55	112	350	398	1001	592	190	116	88
85	50	56	56	73	123	114	124	67	34	19	15	17	7	13	15	22	45	84	47	111	118	80	60	57
90	0	0	0	0	0	0	0	0	0	0	0	0	0	0	0	0	0	0	0	0	0	0	0	0
95	0	0	0	0	0	0	0	0	0	0	0	0	0	0	0	0	0	0	0	0	0	0	0	0
100	0	0	0	0	0	0	0	0	0	0	0	0	0	0	0	0	0	0	0	0	0	0	0	0
105	0	0	0	0	0	0	0	0	0	0	0	0	0	0	0	0	0	0	0	0	0	0	0	0
110	0	0	0	0	0	0	0	0	0	0	0	0	0	0	0	0	0	0	0	0	0	0	0	0
115	0	0	0	0	0	0	0	0	0	0	0	0	0	0	0	0	0	0	0	0	0	0	0	0
120	0	0	0	0	0	0	0	0	0	0	0	0	0	0	0	0	0	0	0	0	0	0	0	0
125	0	0	0	0	0	0	0	0	0	0	0	0	0	0	0	0	0	0	0	0	0	0	0	0
130	0	0	0	0	0	0	0	0	0	0	0	0	0	0	0	0	0	0	0	0	0	0	0	0
135	0	0	0	0	0	0	0	0	0	0	0	0	0	0	0	0	0	0	0	0	0	0	0	0
140	0	0	0	0	0	0	0	0	0	0	0	0	0	0	0	0	0	0	0	0	0	0	0	0
145	0	0	0	0	0	0	0	0	0	0	0	0	0	0	0	0	0	0	0	0	0	0	0	0
150	0	0	0	0	0	0	0	0	0	0	0	0	0	0	0	0	0	0	0	0	0	0	0	0
155	0	0	0	0	0	0	0	0	0	0	0	0	0	0	0	0	0	0	0	0	0	0	0	0
160	0	0	0	0	0	0	0	0	0	0	0	0	0	0	0	0	0	0	0	0	0	0	0	0
165	0	0	0	0	0	0	0	0	0	0	0	0	0	0	0	0	0	0	0	0	0	0	0	0
170	0	0	0	0	0	0	0	0	0	0	0	0	0	0	0	0	0	0	0	0	0	0	0	0
175	0	0	0	0	0	0	0	0	0	0	0	0	0	0	0	0	0	0	0	0	0	0	0	0
180	0	0	0	0	0	0	0	0	0	0	0	0	0	0	0	0	0	0	0	0	0	0	0	0



DESIGNLIGHTS
CONSORTIUM

Please check DLC website for the most current list of approved items • www.designlights.org
Published lumens on LED products are approximate and may vary slightly.