



83190


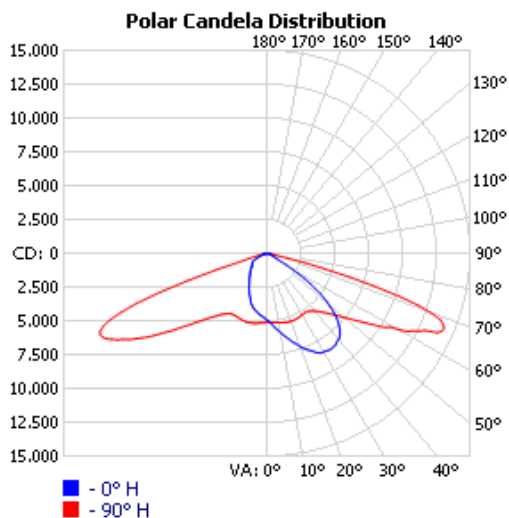
LED 300W AREA LIGHT

PHOTOMETRIC



• VIEW SELL SHEET

MANUFACTURER: PQL, INC.
 CATALOG #: OUTDOOR POLE/ARM-MOUNTED AREA AND ROADWAY LUMINAIRES
 LUMINAIRE: 83190
 LAMP OUTPUT: 1 LAMP, RATED LUMENS/LAMP: 24378.6
 INPUT WATTAGE: 291.49
 LUMINOUS OPENING: RECTANGLE (L: 24.13", W: 7.09")
 MAX CD: 14,216.3 AT HORIZONTAL: 90°, VERTICAL: 67°
 CUTOFF CLASS: FULL CUTOFF
 ROADWAY CLASS: MEDIUM, TYPE I
 EFFICIENCY: 100%



ZONAL LUMEN SUMMARY

ZONE	LUMENS	% LAMP	% LUMINAIRE
0-30	4,569.3	18.7%	18.7%
0-40	8,167.6	33.5%	33.5%
0-60	18,195.7	74.6%	74.6%
60-90	6,181.1	25.4%	25.4%
70-100	1,569.1	6.4%	6.4%
90-120	0	0%	0%
0-90	24,376.8	100%	100%
90-180	0	0%	0%
0-180	24,376.8	100%	100%

LUMENS PER ZONE

ZONE	LUMENS	% TOTAL
0-10	487.1	2.0%
10-20	1,515.7	6.2%
20-30	2,566.5	10.5%
30-40	3,598.3	14.8%
40-50	4,666.0	19.1%
50-60	5,362.2	22.0%
60-70	4,612.0	18.9%
70-80	1,412.5	5.8%
80-90	156.6	0.6%



DESIGNLIGHTS
CONSORTIUM

Please check DLC website for the most current list of approved items • www.designlights.org
 Published lumens on LED products are approximate and may vary slightly.



PREMIUM QUALITY LIGHTING

83190

LED 300W AREA LIGHT

PHOTOMETRIC



• VIEW SELL SHEET

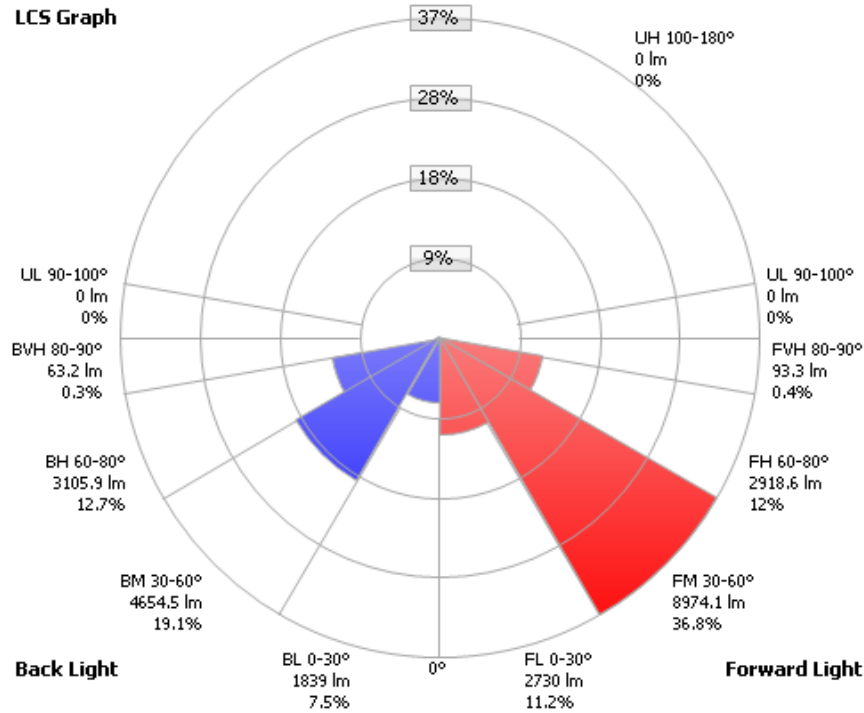
ROADWAY SUMMARY

CUTOFF CLASSIFICATION:	FULL CUTOFF	
DISTRIBUTION:	TYPE I, MEDIUM	
MAX CD, 90 DEG VERT:	0	
MAX CD, 80 TO <90 DEG:	604.2	
	LUMENS	% LAMP
DOWNWARD STREET SIDE:	14,716.1	60.4%
DOWNWARD HOUSE SIDE:	9,662.5	39.6%
DOWNWARD TOTAL:	24,378.6	100%
UPWARD STREET SIDE:	0	0%
UPWARD HOUSE SIDE:	0	0%
UPWARD TOTAL:	0	0%
TOTAL LUMENS:	24,378.6	100%

LCS TABLE

BUG RATING	B4 - U0 - G4	
FORWARD LIGHT	LUMENS	LUMENS %
LOW(0-30):	2,730.0	11.2%
MEDIUM(30-60):	8,974.1	36.8%
HIGH(60-80):	2,918.6	12%
VERY HIGH(80-90):	93.3	0.4%
BACK LIGHT		
LOW(0-30):	1,839.0	7.5%
MEDIUM(30-60):	4,654.5	19.1%
HIGH(60-80):	3,105.9	12.7%
VERY HIGH(80-90):	63.2	0.3%
UPLIGHT		
LOW(90-100):	0	0%
HIGH(100-180):	0	0%
TRAPPED LIGHT:	0	0%

LCS Graph



Scale = Max LCS %

Trapped Light: 0lm, 0%



DESIGNLIGHTS
CONSORTIUM

Please check DLC website for the most current list of approved items • www.designlights.org
Published lumens on LED products are approximate and may vary slightly.

P.Q.L., Inc. • 2285 WARD AVENUE • SIMI VALLEY, CA 93065 • 800.323.8107 • FAX: 877.619.7053

www.PQLighting.com



PREMIUM QUALITY LIGHTING

83190

LED 300W AREA LIGHT

PHOTOMETRIC



• VIEW SELL SHEET

CANDELA TABLE - TYPE C

	0	15	30	45	60	75	90	105	120	135	150	165	180	195	210	225	240	255	270	285	300	315	330	345	360
0	4984	4984	4984	4984	4984	4984	4984	4984	4984	4984	4984	4984	4984	4984	4984	4984	4984	4984	4984	4984	4984	4984	4984	4984	4984
5	5354	5387	5360	5293	5225	5200	5146	4980	4841	4753	4728	4668	4637	4666	4731	4805	4891	5031	5161	5160	5221	5287	5438	5368	5354
10	5981	5959	5903	5732	5530	5375	5181	4974	4766	4643	4552	4426	4370	4451	4541	4702	4821	5045	5249	5327	5519	5713	5884	5981	5981
15	6630	6592	6477	6164	5836	5547	5262	5008	4782	4555	4372	4118	4076	4148	4322	4613	4831	5056	5286	5506	5798	6133	6396	6612	6630
20	7385	7285	7060	6632	6118	5710	5327	4981	4745	4452	4119	3689	3575	3735	4064	4475	4775	4999	5261	5610	6030	6516	7056	7336	7385
25	7984	8030	7735	7058	6355	5801	5304	4893	4695	4257	3763	3272	3090	3255	3707	4297	4703	4884	5180	5677	6257	6996	7697	8009	7984
30	8410	8468	8335	7722	6672	5876	5240	4852	4636	4122	3336	2763	2610	2787	3333	4147	4663	4887	5190	5791	6592	7631	8288	8426	8410
35	8480	8651	8809	8346	7175	6046	5241	4994	4693	3940	2899	2347	2242	2375	2897	3996	4804	5096	5476	6044	7116	8204	8700	8564	8480
40	8269	8564	9031	8886	7827	6524	5569	5409	4910	3661	2529	2022	1925	2014	2515	3805	5076	5605	6118	6631	7831	8829	8871	8488	8269
45	7527	7966	9051	9444	8650	7331	6236	6081	5124	3448	2209	1811	1681	1803	2215	3533	5318	6340	7125	7506	8596	9276	8888	7824	7527
50	6076	6489	8223	9719	9429	8522	7343	7021	5299	3216	1970	1558	1454	1561	1903	3343	5571	7421	8710	8684	9324	9500	7948	6327	6076
55	3931	4339	6320	9274	10029	9938	8998	8422	5594	3007	1687	1395	1313	1406	1657	3042	5810	8871	10798	10099	9754	8909	5932	4262	3931
60	1241	1637	3407	7457	9963	11492	11297	10194	5885	2674	1504	1289	1188	1305	1546	2760	5938	10461	12765	11455	9457	6914	3091	1539	1241
65	555	607	1070	4215	8709	14	13885	11780	5830	2478	1310	847	741	847	1154	2577	5670	11853	13602	12050	7881	3771	978	589	555
70	401	448	520	1314	5459	15	12965	10976	4883	1661	660	385	352	380	514	1501	4455	10240	8445	10682	4793	1130	525	438	401
75	284	297	350	527	1394	13	4361	2024	1829	445	280	220	206	216	246	441	1385	1786	827	3275	1102	488	331	289	284
80	216	220	232	316	526	17	527	505	446	236	176	208	193	194	176	231	453	444	284	604	433	288	225	218	216
85	136	151	163	182	279	19	160	209	170	67	75	46	19	46	34	51	155	178	96	267	243	178	157	148	136
90	0	0	0	0	0	0	0	0	0	0	0	0	0	0	0	0	0	0	0	0	0	0	0	0	0
95	0	0	0	0	0	0	0	0	0	0	0	0	0	0	0	0	0	0	0	0	0	0	0	0	0
100	0	0	0	0	0	0	0	0	0	0	0	0	0	0	0	0	0	0	0	0	0	0	0	0	0
105	0	0	0	0	0	0	0	0	0	0	0	0	0	0	0	0	0	0	0	0	0	0	0	0	0
110	0	0	0	0	0	0	0	0	0	0	0	0	0	0	0	0	0	0	0	0	0	0	0	0	0
115	0	0	0	0	0	0	0	0	0	0	0	0	0	0	0	0	0	0	0	0	0	0	0	0	0
120	0	0	0	0	0	0	0	0	0	0	0	0	0	0	0	0	0	0	0	0	0	0	0	0	0
125	0	0	0	0	0	0	0	0	0	0	0	0	0	0	0	0	0	0	0	0	0	0	0	0	0
130	0	0	0	0	0	0	0	0	0	0	0	0	0	0	0	0	0	0	0	0	0	0	0	0	0
135	0	0	0	0	0	0	0	0	0	0	0	0	0	0	0	0	0	0	0	0	0	0	0	0	0
140	0	0	0	0	0	0	0	0	0	0	0	0	0	0	0	0	0	0	0	0	0	0	0	0	0
145	0	0	0	0	0	0	0	0	0	0	0	0	0	0	0	0	0	0	0	0	0	0	0	0	0
150	0	0	0	0	0	0	0	0	0	0	0	0	0	0	0	0	0	0	0	0	0	0	0	0	0
155	0	0	0	0	0	0	0	0	0	0	0	0	0	0	0	0	0	0	0	0	0	0	0	0	0
160	0	0	0	0	0	0	0	0	0	0	0	0	0	0	0	0	0	0	0	0	0	0	0	0	0
165	0	0	0	0	0	0	0	0	0	0	0	0	0	0	0	0	0	0	0	0	0	0	0	0	0
170	0	0	0	0	0	0	0	0	0	0	0	0	0	0	0	0	0	0	0	0	0	0	0	0	0
175	0	0	0	0	0	0	0	0	0	0	0	0	0	0	0	0	0	0	0	0	0	0	0	0	0
180	0	0	0	0	0	0	0	0	0	0	0	0	0	0	0	0	0	0	0	0	0	0	0	0	0



DESIGNLIGHTS
CONSORTIUM

Please check DLC website for the most current list of approved items • www.designlights.org
Published lumens on LED products are approximate and may vary slightly.