

Luminaire Property


Luminaire Manufacturer: P.Q.L., Inc.
Luminaire Description: 83217-PC
Lumens per Lamp: 2129.3 lm
Luminous Width (mm): 0 mm
Power: 25.10 W

Number of Lamps: 1
Luminous Length (mm): 0 mm
Luminous Height (mm): 0 mm

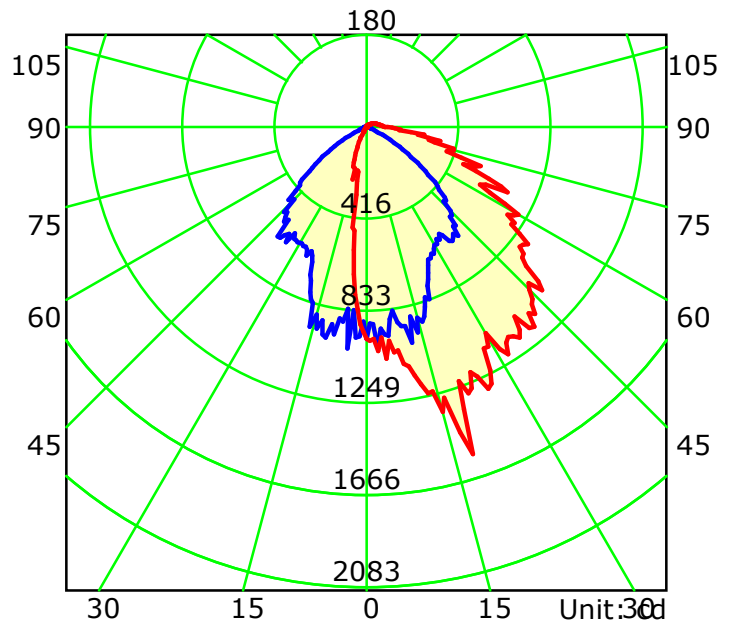
Photometric Results

CIE Class: Direct	Total Rated Lamp Lumens: 2129.3 lm
Measurement Flux: 2128.2 lm	Efficiency: 99.95%
Downward Ratio: 96.98%	Upward Ratio: 2.97%
Horizontal Diffuse Angle(10%,25%,50%,75%): H124.2,H111.4,H90.2,H41.5	
Vertical Diffuse Angle(10%,25%,50%,75%): V110,V91.4,V67.1,V44.7	
Luminaire Efficacy Rating (LER): 84.84	Central Intensity: 957.71 cd
Max. Intensity: 1556.71 cd	Pos of Max. Intensity: H90 V18
S/MH(C0/C180): 0.95	S/MH(C90/C270): 1.00

Picture Of Luminaire



Luminous Intensity Distribution Curve



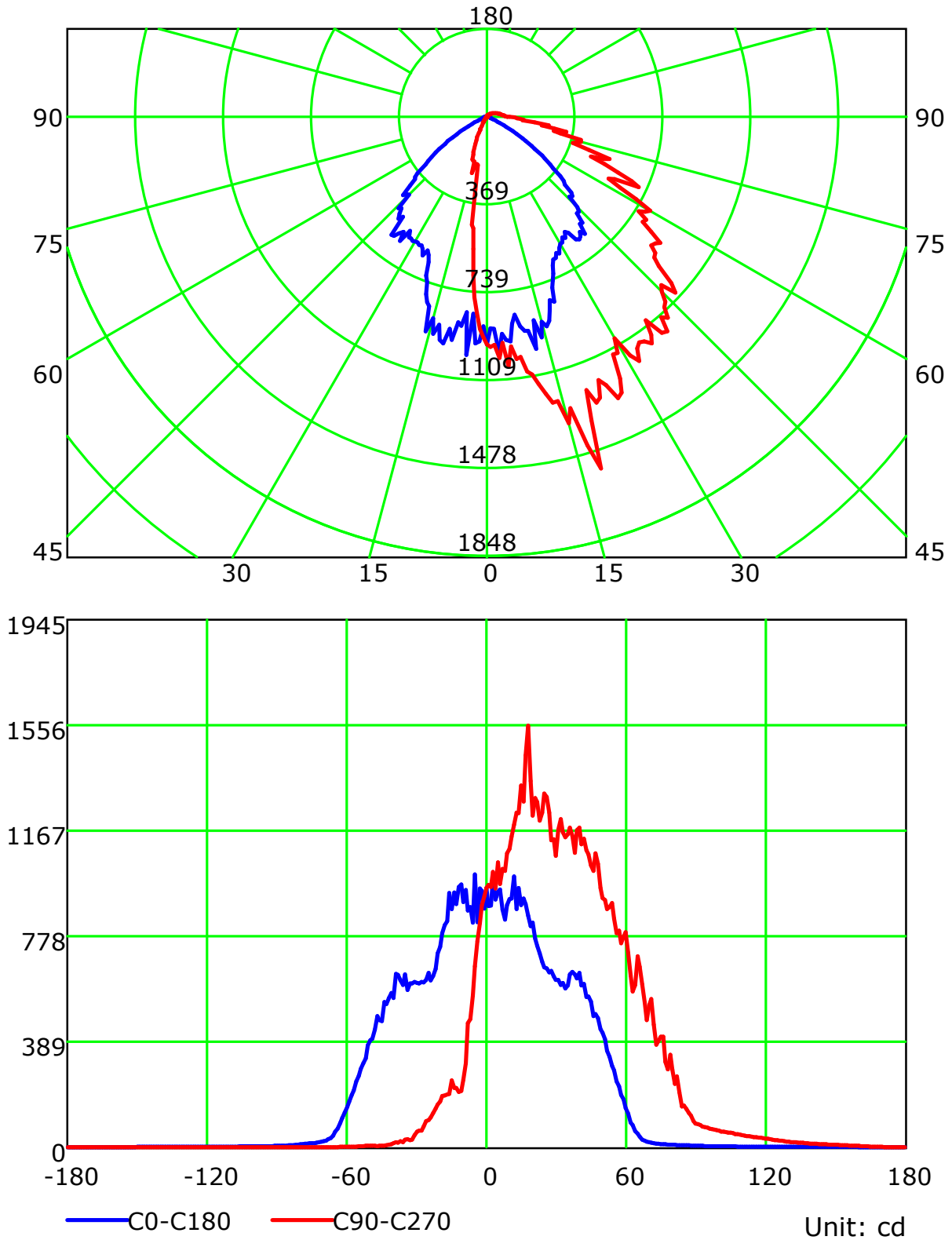
Average Diffuse Angle(50%): 77.0°

— C0-C180 — C90-C270

C Plane (°):0.0-360.0: 22.5
Test Lab: BACL
Test Type: TYPE C
Temperature:
Operator:

Gamma Plane (°):0.0-180.0:1.0
Test Device:
Distance:
Humidity:
Inspector:

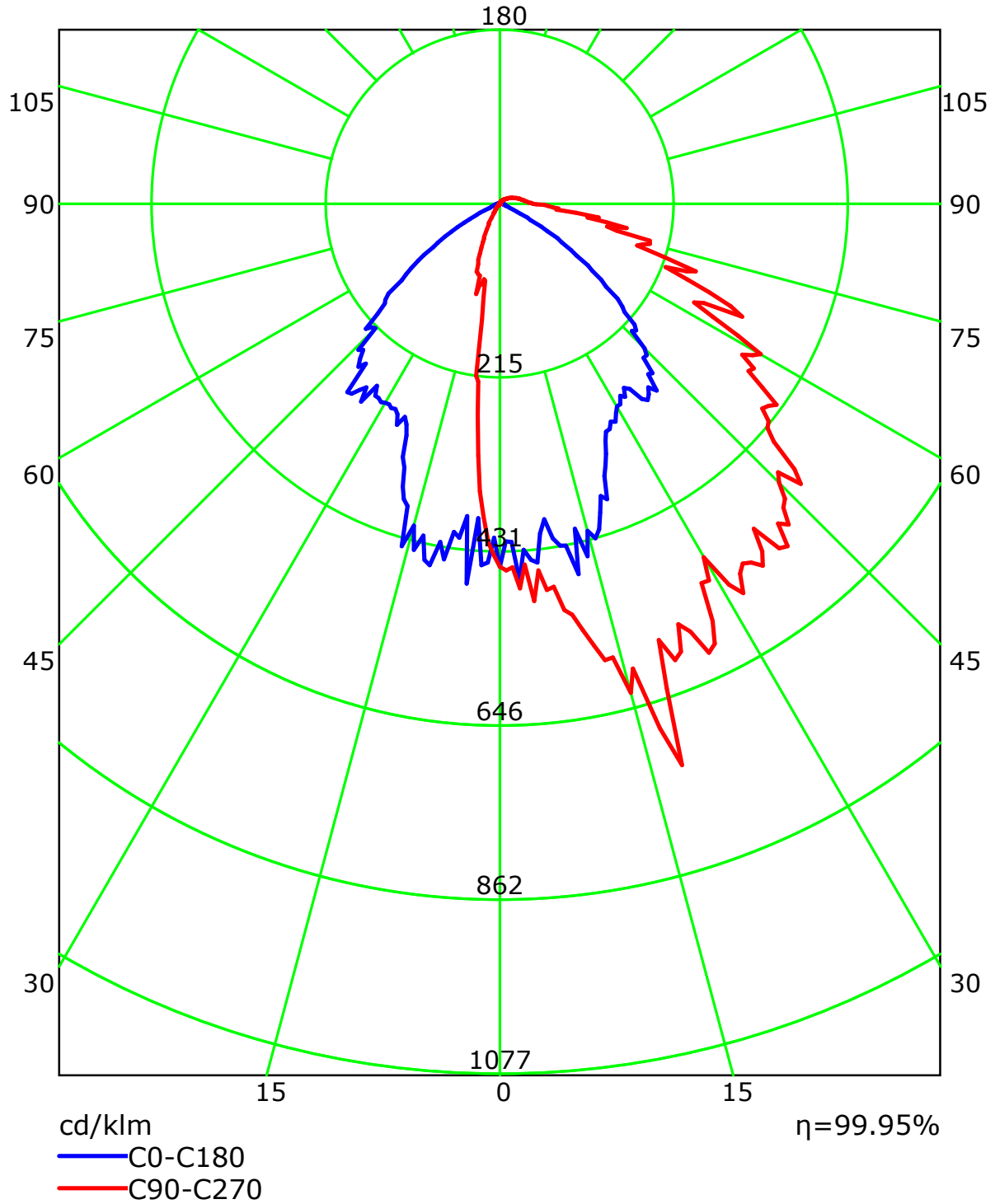
Luminous Intensity Distribution Curve



C Plane (°):0.0-360.0: 22.5
Test Lab: BACL
Test Type: TYPE C
Temperature:
Operator:

Gamma Plane (°):0.0-180.0:1.0
Test Device:
Distance:
Humidity:
Inspector:

Luminous Intensity Distribution Curve(cd/klm)



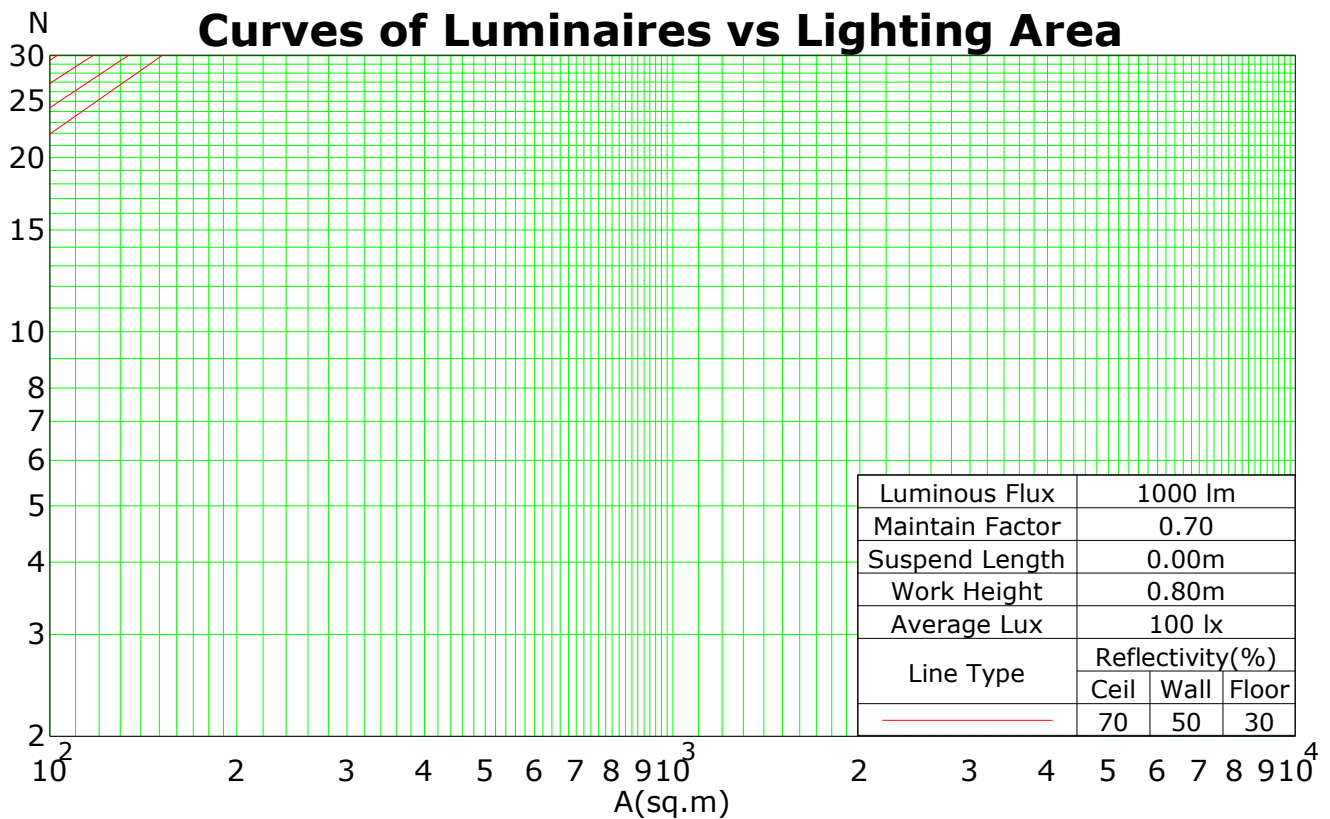
C Plane (°):0.0-360.0: 22.5
Test Lab: BACL
Test Type: TYPE C
Temperature:
Operator:

Gamma Plane (°):0.0-180.0:1.0
Test Device:
Distance:
Humidity:
Inspector:

Coefficients Of Utilization - Zonal Cavity Method

RC	0.8	0.8	0.8	0.8	0.7	0.7	0.7	0.7	0.5	0.5	0.5	0.3	0.3	0.3	0.1	0.1	0.1	0
RW	0.7	0.5	0.3	0.1	0.7	0.5	0.3	0.1	0.5	0.3	0.1	0.5	0.3	0.1	0.5	0.3	0.1	0
RCR	RF = 0.2																	
0	118	118	118	118	115	115	115	115	109	109	109	104	104	104	99	99	99	97
1	108	104	100	96	105	101	97	94	96	93	91	92	90	87	88	86	84	82
2	99	91	84	79	96	89	83	78	85	80	76	81	77	73	78	74	71	69
3	91	80	73	66	88	79	71	65	75	69	64	72	67	62	69	65	61	59
4	83	72	63	57	81	70	62	56	67	60	55	65	59	54	62	57	53	51
5	77	64	55	49	74	63	55	49	60	53	48	58	52	47	56	51	46	44
6	71	58	49	43	69	57	49	43	55	48	42	53	46	42	51	45	41	39
7	66	53	44	38	64	52	44	38	50	43	37	48	42	37	47	41	37	35
8	61	48	40	34	60	47	39	34	46	39	34	44	38	33	43	37	33	31
9	57	44	36	31	56	44	36	31	42	35	30	41	35	30	40	34	30	28
10	54	41	33	28	52	40	33	28	39	32	28	38	32	27	37	31	27	25

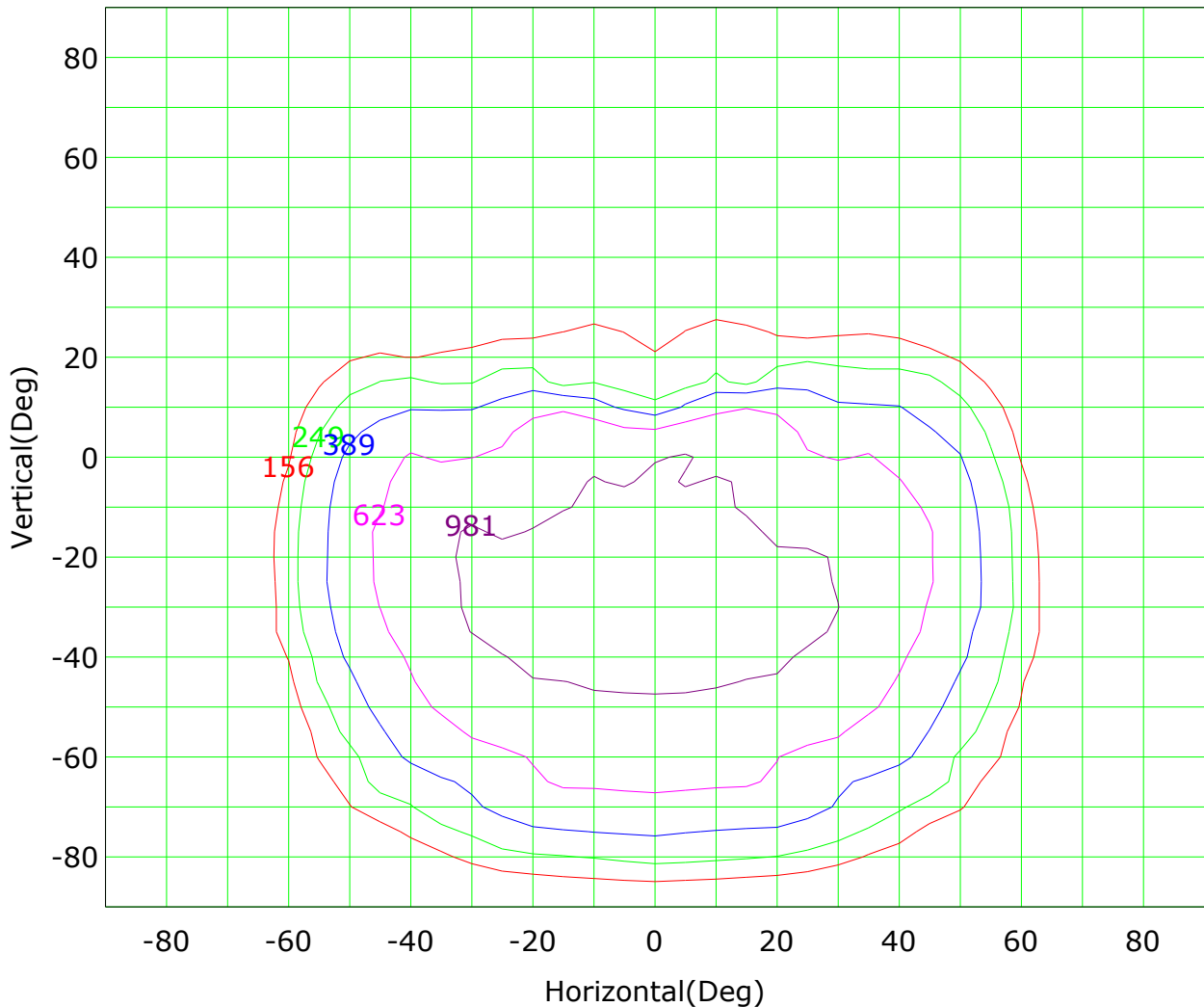
Spacing Criteria (0-180): 0.95
 Spacing Criteria (90-270): 1.00
 Spacing Criteria (Diagonal): 1.20



C Plane (°):0.0-360.0: 22.5
 Test Lab: BACL
 Test Type: TYPE C
 Temperature:
 Operator:

Gamma Plane (°):0.0-180.0:1.0
 Test Device:
 Distance:
 Humidity:
 Inspector:

Isocandela (rectangle)



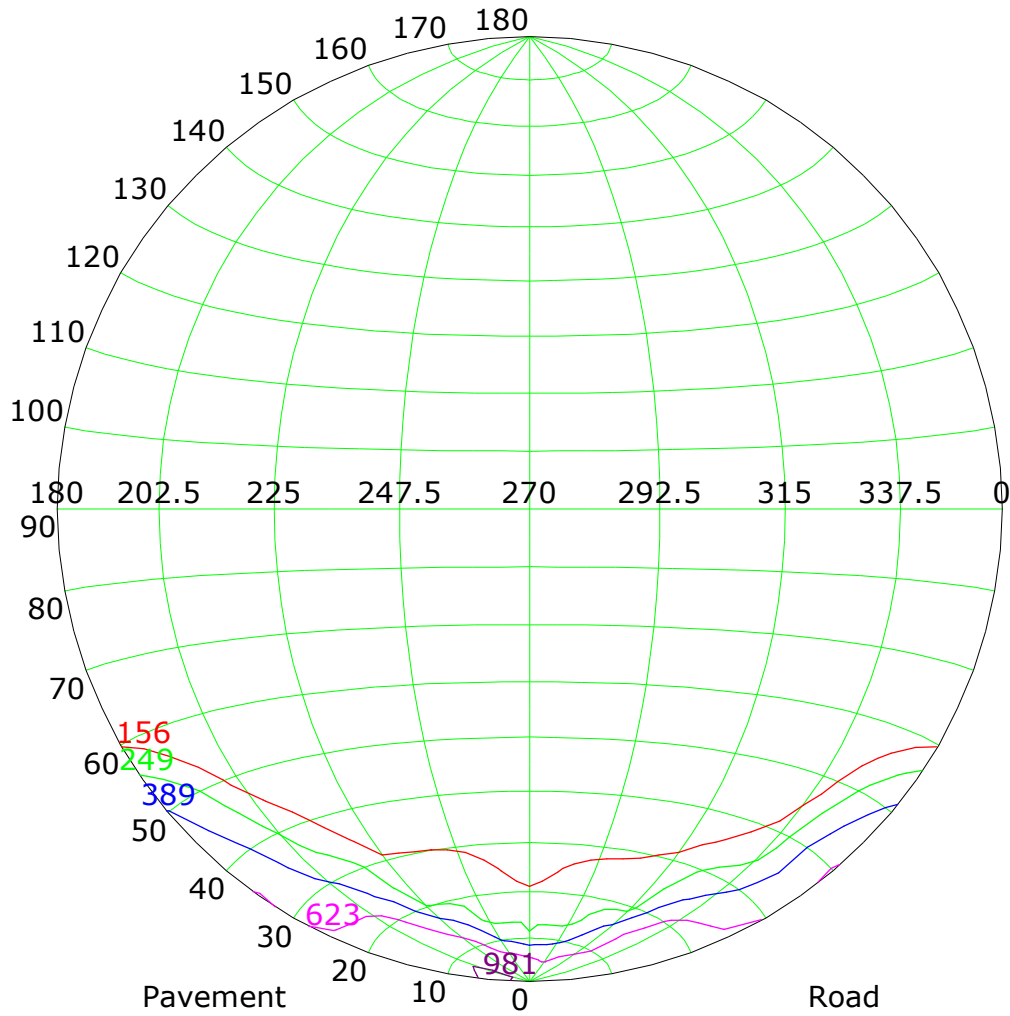
Imax (100%): 1557 cd

(10%): 156 cd	(16%): 249 cd
(25%): 389 cd	(40%): 623 cd
(63%): 981 cd	(100%): 1557 cd

C Plane (°):0.0-360.0: 22.5
Test Lab: BACL
Test Type: TYPE C
Temperature:
Operator:

Gamma Plane (°):0.0-180.0:1.0
Test Device:
Distance:
Humidity:
Inspector:

Isocandela (sphere)



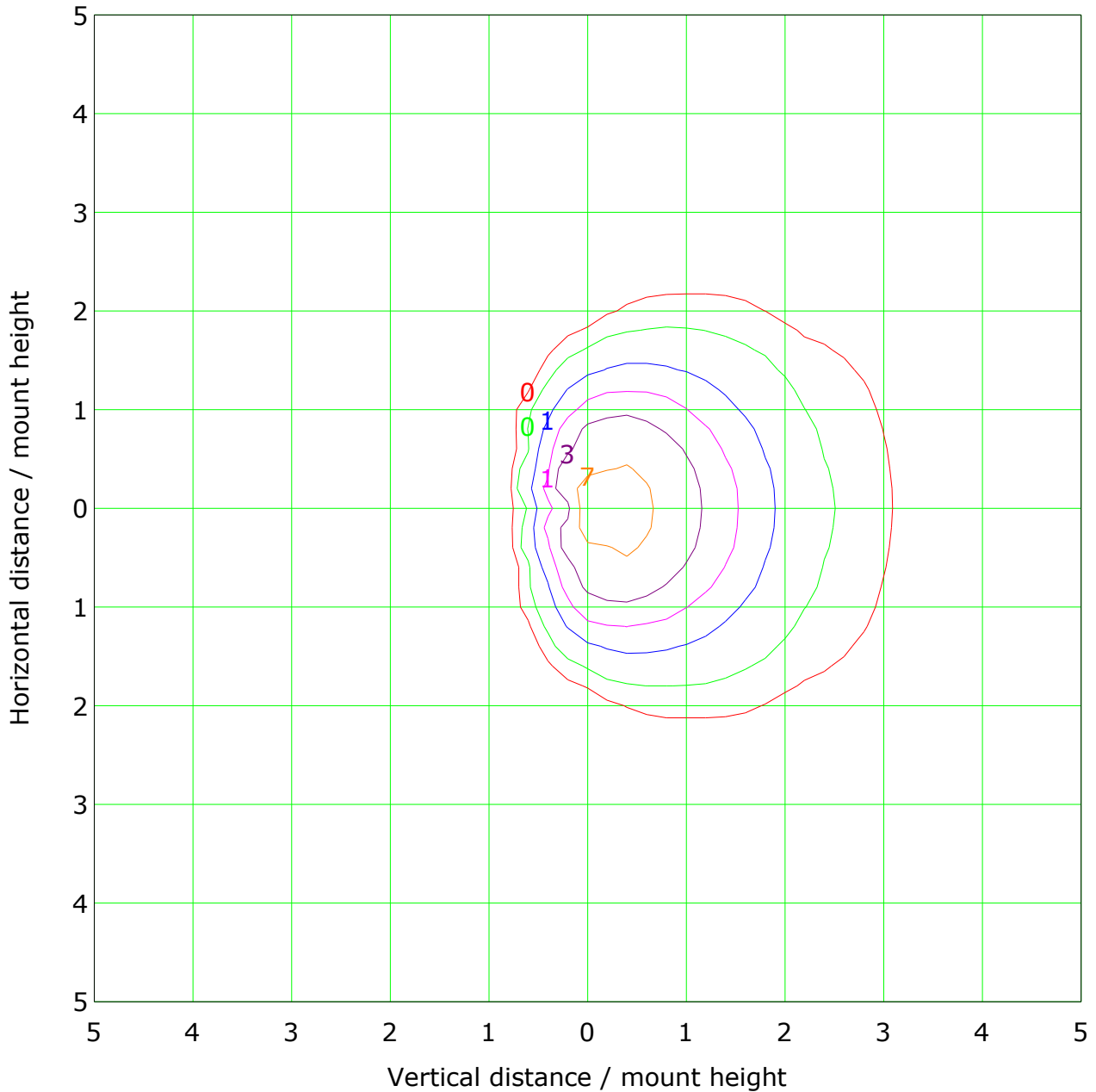
Imax (100%): 1557 cd

(10%): 156 cd	(16%): 249 cd
(25%): 389 cd	(40%): 623 cd
(63%): 981 cd	(100%): 1557 cd

C Plane (°):0.0-360.0: 22.5
Test Lab: BACL
Test Type: TYPE C
Temperature:
Operator:

Gamma Plane (°):0.0-180.0:1.0
Test Device:
Distance:
Humidity:
Inspector:

IsoLux Plot



Mounting Height: 10.0m Max Lux(100%): 13.4 lx

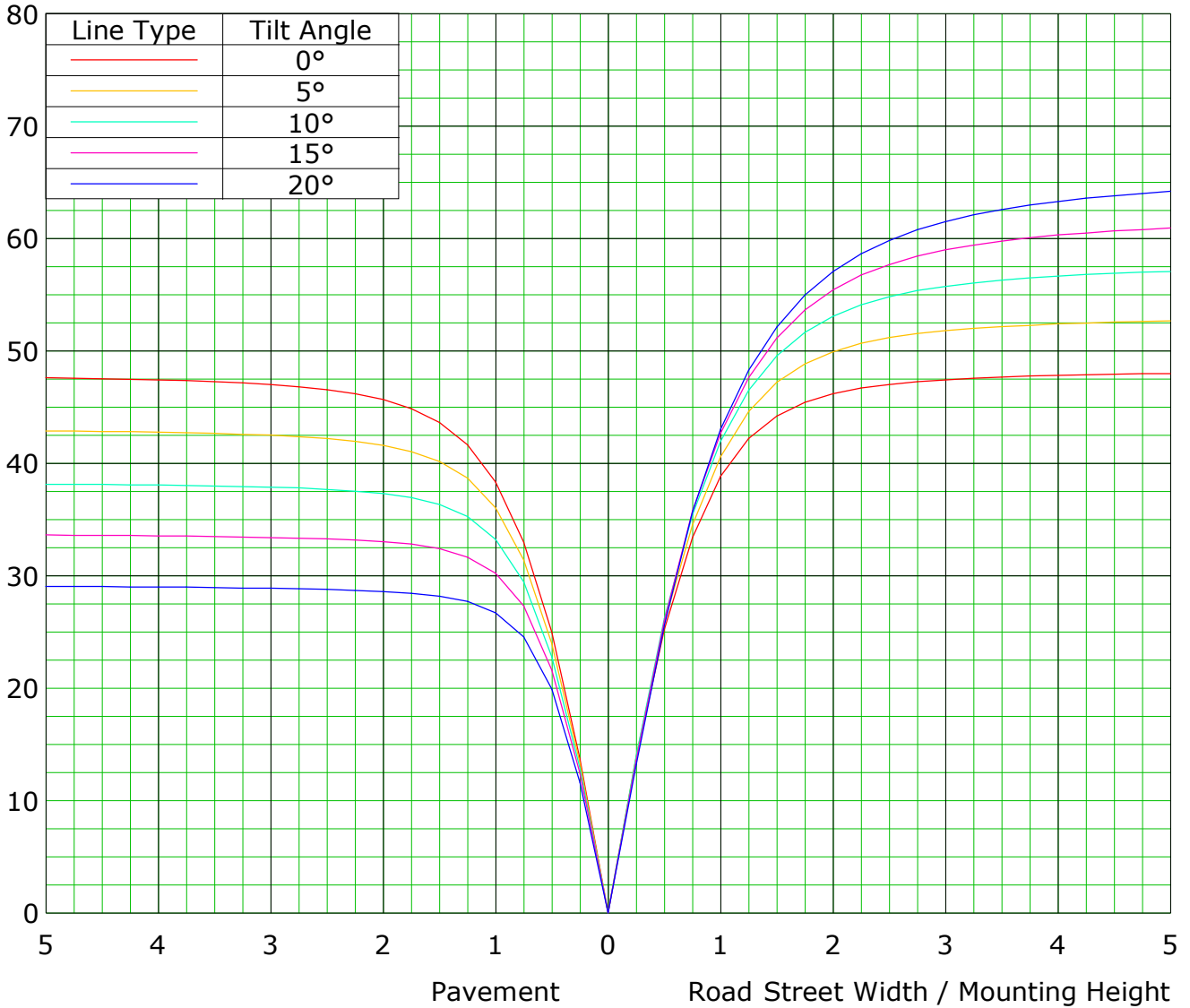
(1%): 0.1 lx	(2%): 0.3 lx
(5%): 0.7 lx	(10%): 1.3 lx
(20%): 2.7 lx	(50%): 6.7 lx
(100%): 13.4 lx	

C Plane (°):0.0-360.0: 22.5
Test Lab: BACL
Test Type: TYPE C
Temperature:
Operator:

Gamma Plane (°):0.0-180.0:1.0
Test Device:
Distance:
Humidity:
Inspector:

Roadway CU Curve

Efficiency(%)



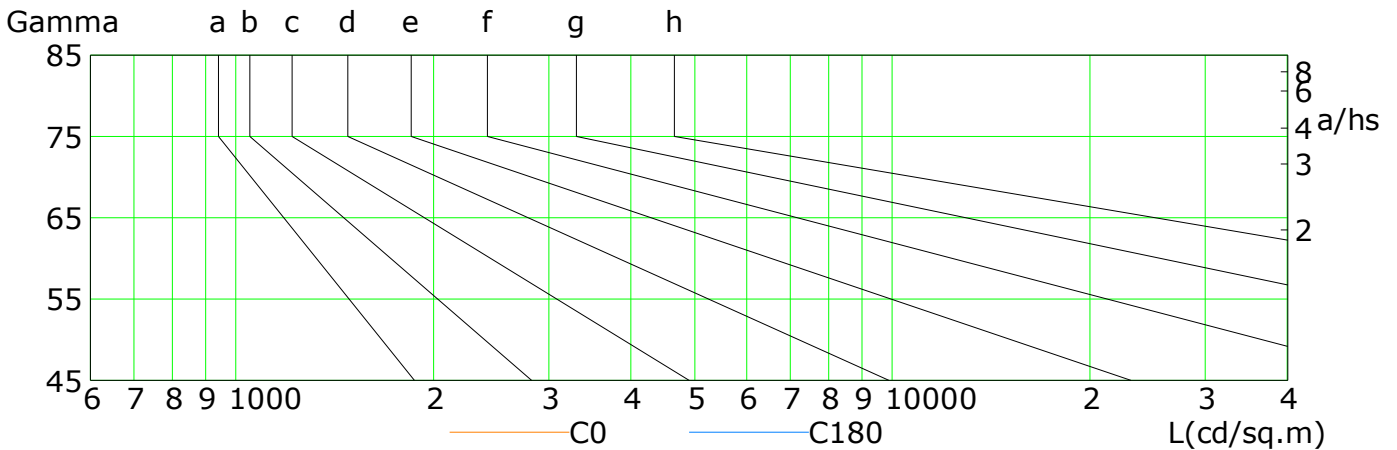
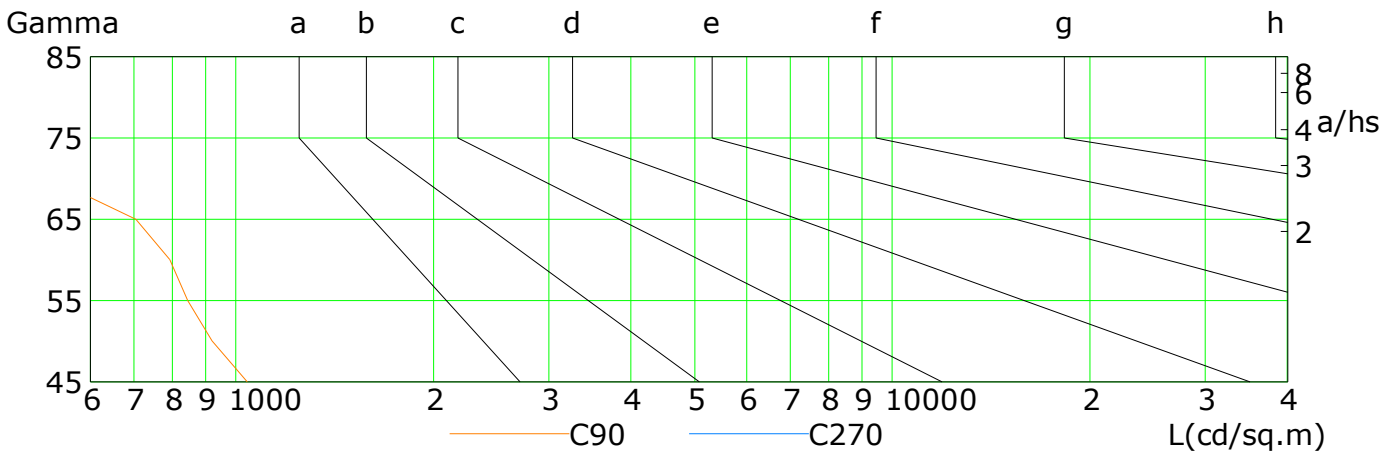
C Plane (°):0.0-360.0: 22.5
Test Lab: BACL
Test Type: TYPE C
Temperature:
Operator:

Gamma Plane (°):0.0-180.0:1.0
Test Device:
Distance:
Humidity:
Inspector:

Lum Limit Curve

Dazzle	Quality	Illuminance (lx)							
		2000	1000	500	<=300				
1.15	A	2000	1000	500	<=300				
1.50	B		2000	1000	500	<=300			
1.85	C			2000	1000	500	<=300		
2.20	D				2000	1000	500	<=300	
2.55	E					2000	1000	500	<=300

a b c d e f g h

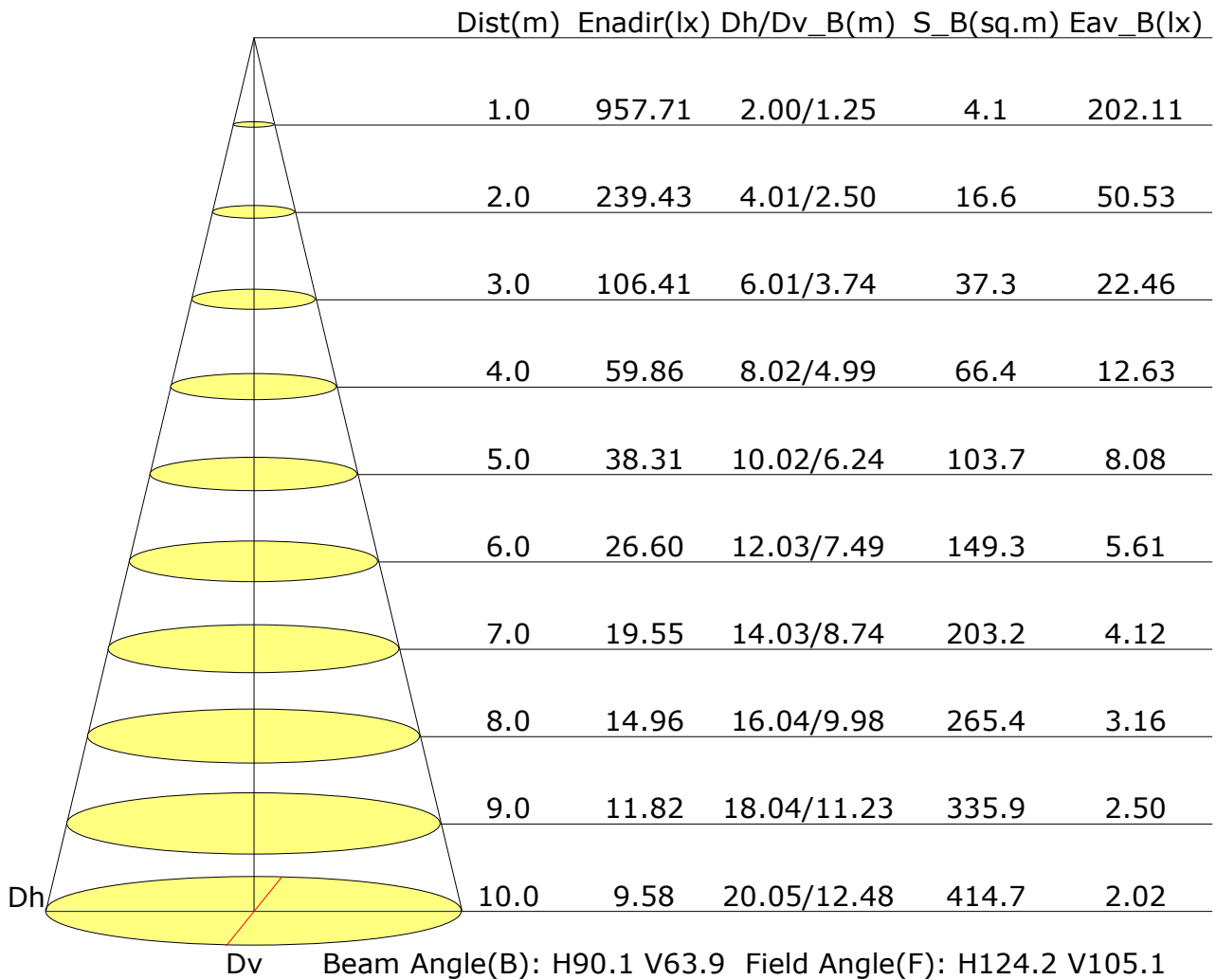


L(cd/sq.m)	G45	G50	G55	G60	G65	G70	G75	G80	G85
C0	539	423	284	146	50	20	12	10	8
C90	1041	921	845	794	704	525	409	286	155
C180	466	395	264	149	59	23	16	11	8
C270	6	6	4	2	2	1	1	1	1

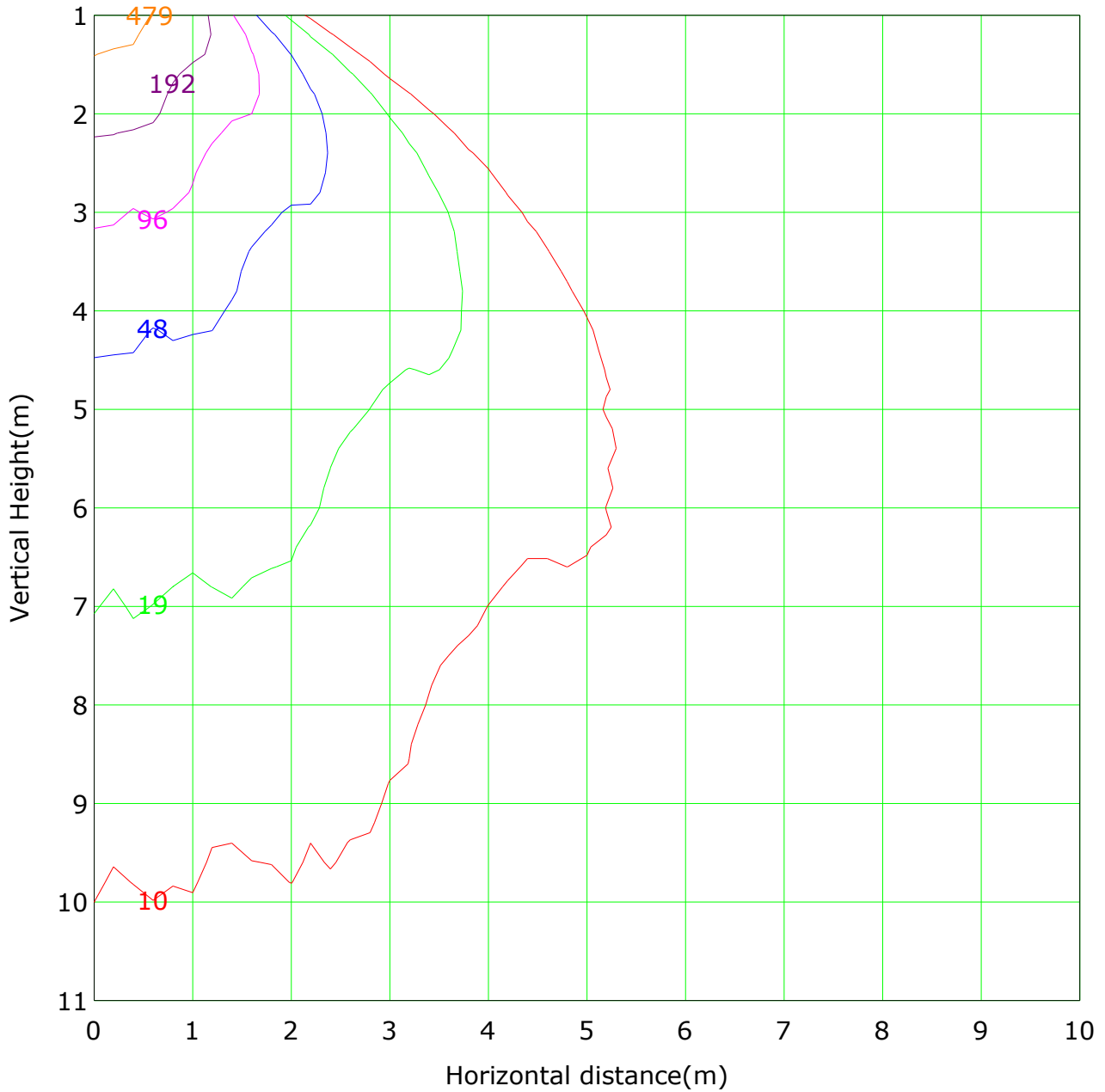
C Plane (°):0.0-360.0: 22.5
 Test Lab: BACL
 Test Type: TYPE C
 Temperature:
 Operator:

Gamma Plane (°):0.0-180.0:1.0
 Test Device:
 Distance:
 Humidity:
 Inspector:

Illuminance at a Distance



Vertical IsoLux Plot



Lowest(m): 1.0m Highest(m): 11.0m Max Lux: 957.7 lx
— (1%): 9.6 lx — (2%): 19.2 lx
— (5%): 47.9 lx — (10%): 95.8 lx
— (20%): 191.5 lx — (50%): 478.9 lx
— (100%): 957.7 lx

Tel:
Fax:

Area Flux Table

Unit: lm

		Vertical plane																			
	-90	-80	-70	-60	-50	-40	-30	-20	-10	0	10	20	30	40	50	60	70	80	90		
Flux(E)	0.0	0.0	0.0	0.1	0.0	0.0	0.0	0.0	0.0	0.0	0.0	0.0	0.0	0.0	0.0	0.0	0.0	0.0	0.0	0.0	0.0
Flux(T)	0.4	2.4	11.7	44.7	99.6	156.9	201.7	246.4	264.8	266.4	250.2	205.4	157.3	99.9	44.0	10.4	2.1	0.4	2065		
Flux(E)	0.0	0.0	2.4	37.3	93.3	151.1	196.2	224.1	525.9	2260.8	245.1	199.8	150.8	93.7	36.2	1.5	0.0	0.0			1969

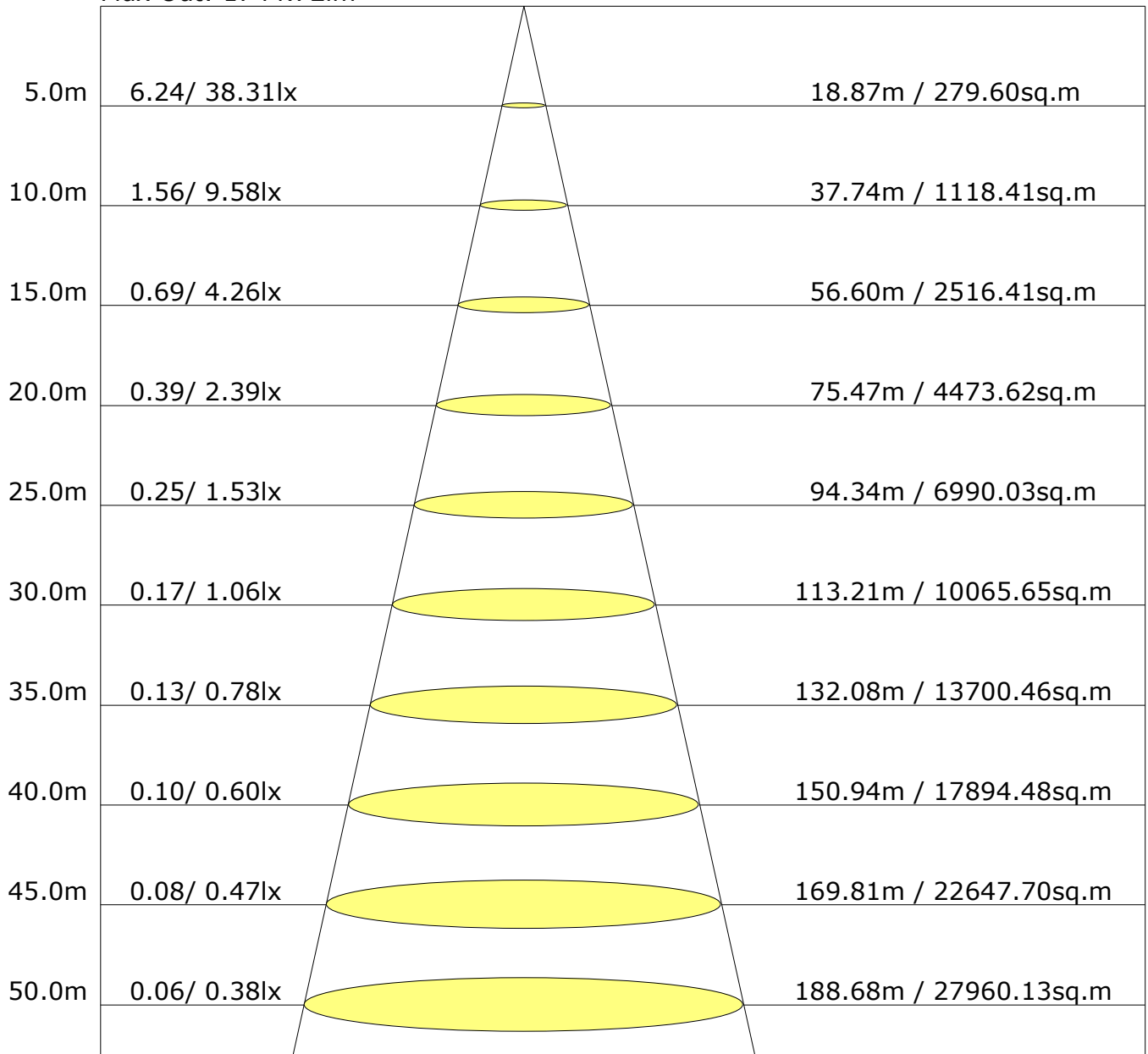
Horizontal plane

C Plane (°):0.0-360.0: 22.5
 Test Lab: BACL
 Test Type: TYPE C
 Temperature:
 Operator:

Gamma Plane (°):0.0-180.0:1.0
 Test Device:
 Distance:
 Humidity:
 Inspector:

The Average Illuminance Effective Figure

Flux Out: 1744.72lm



Height

Avg./Nadir. E

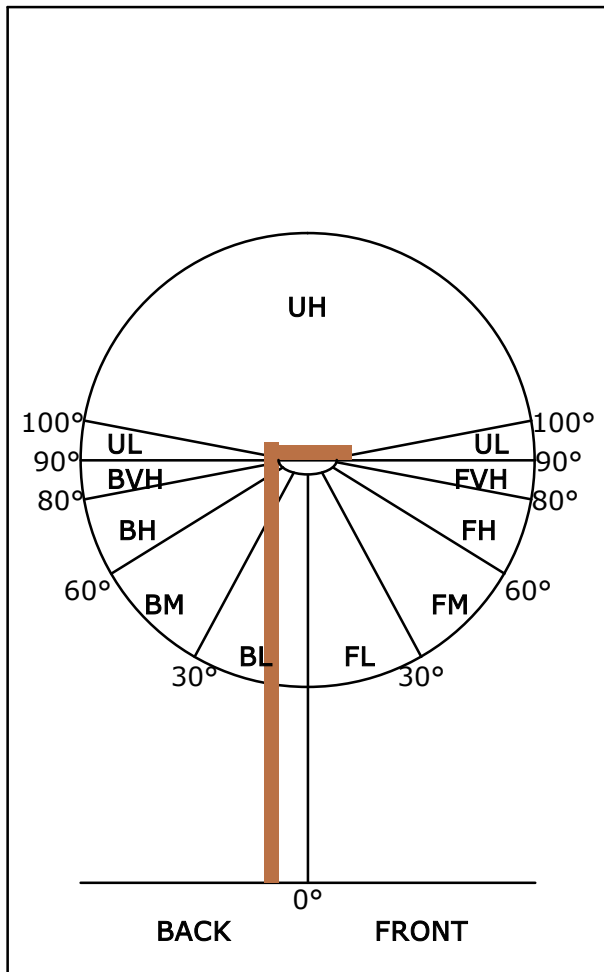
Beam Angle:124.2°

Diameter / Area

C Plane (°):0.0-360.0: 22.5
 Test Lab: BACL
 Test Type: TYPE C
 Temperature:
 Operator:

Gamma Plane (°):0.0-180.0:1.0
 Test Device:
 Distance:
 Humidity:
 Inspector:

FLUX DISTRIBUTION TABLE BASED ON THE IESNA LUMINAIRE CLASSIFICATION SYSTEM



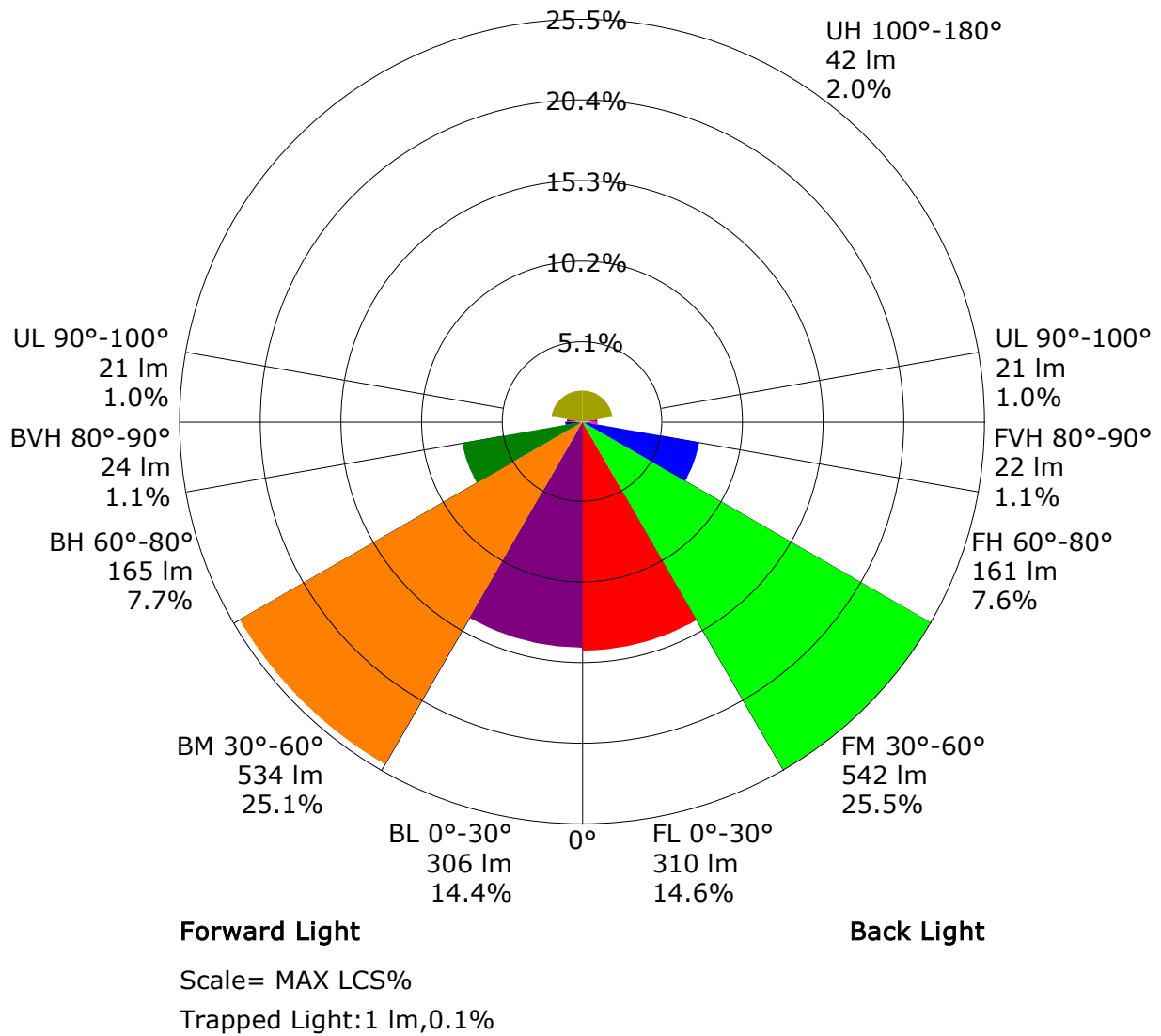
ZONE	LUMENS	% LAMP LUMENS
FORWARD LIGHT	1036	48.7
FL (0°-30°)	310	14.6
FM (30°-60°)	542	25.5
FH (60°-80°)	161	7.6
FVH (80°-90°)	22	1.1
BACK LIGHT	1029	48.3
BL (0°-30°)	306	14.4
BM (30°-60°)	534	25.1
BH (60°-80°)	165	7.7
BVH (80°-90°)	24	1.1
UP LIGHT	63	3.0
UL (90°-100°)	21	1.0
UH (100°-180°)	42	2.0
TRAPPED LIGHT	1	0.1

BUG(Backlight,Uplight,Glare) Rating Base On TM-15-07	
Asymmetrical Luminaire Types (Type I,II,III,IV)	B1 U2 G1
Quadrilateral Symmetrical Luminaire Types (Type V,Area Light)	B1 U2 G1

C Plane (°):0.0-360.0: 22.5
 Test Lab: BACL
 Test Type: TYPE C
 Temperature:
 Operator:

Gamma Plane (°):0.0-180.0:1.0
 Test Device:
 Distance:
 Humidity:
 Inspector:

LCS Graph



Utilisation Factor Table(Floor cavity)

Utilisation Factors UF(F)			SHR NOM = 1.25								
Room Reflectance			Room Index(RI)								
Ceiling	Wall	Floor	0.75	1.00	1.25	1.50	2.00	2.50	3.00	4.00	5.00
0.70	0.50	0.20	0.58	0.68	0.75	0.81	0.88	0.92	0.96	1.00	1.03
	0.30		0.50	0.61	0.68	0.74	0.82	0.87	0.91	0.96	0.99
	0.20		0.45	0.55	0.63	0.69	0.77	0.83	0.87	0.93	0.96
0.50	0.50	0.20	0.56	0.66	0.73	0.77	0.84	0.88	0.92	0.96	0.98
	0.30		0.49	0.59	0.66	0.72	0.79	0.84	0.88	0.92	0.95
	0.20		0.44	0.55	0.62	0.67	0.75	0.80	0.84	0.89	0.93
0.30	0.50	0.20	0.55	0.64	0.70	0.75	0.81	0.85	0.88	0.91	0.94
	0.30		0.48	0.58	0.65	0.70	0.77	0.81	0.84	0.89	0.92
	0.20		0.44	0.54	0.61	0.66	0.73	0.78	0.82	0.86	0.89
0.00	0.00	0.00	0.42	0.51	0.57	0.62	0.69	0.74	0.77	0.81	0.84
<p>Rating:25W Photometrically tested without ceiling board. Multiply UF values by service correction factors Calculate in accordance with CIBSE Technical Memorandum NO.5 1980</p>											

Utilisation Factor Table(Wall)

Utilisation Factors UF(W)			SHR NOM = 1.25								
Room Reflectance			Room Index(RI)								
Ceiling	Wall	Floor	0.75	1.00	1.25	1.50	2.00	2.50	3.00	4.00	5.00
0.70	0.50	0.20	0.96	0.79	0.67	0.58	0.47	0.39	0.33	0.26	0.21
	0.30		0.80	0.68	0.59	0.52	0.42	0.36	0.31	0.24	0.20
	0.20		0.69	0.59	0.52	0.46	0.38	0.33	0.29	0.23	0.19
0.50	0.50	0.20	0.92	0.75	0.64	0.56	0.44	0.40	0.31	0.24	0.20
	0.30		0.78	0.65	0.56	0.50	0.40	0.34	0.29	0.23	0.19
	0.20		0.68	0.58	0.51	0.45	0.37	0.32	0.28	0.22	0.18
0.30	0.50	0.20	0.89	0.72	0.61	0.53	0.42	0.35	0.30	0.23	0.19
	0.30		0.76	0.63	0.55	0.48	0.39	0.33	0.28	0.22	0.18
	0.20		0.66	0.57	0.49	0.44	0.36	0.30	0.26	0.21	0.17
0.00	0.00	0.00	0.56	0.46	0.40	0.35	0.28	0.24	0.20	0.16	0.13
<p>Rating:25W Photometrically tested without ceiling board. Multiply UF values by service correction factors Calculate in accordance with CIBSE Technical Memorandum NO.5 1980</p>											

Utilisation Factor Table(Ceiling cavity)

Utilisation Factors UF(C)			SHR NOM = 1.25								
Room Reflectance			Room Index(RI)								
Ceiling	Wall	Floor	0.75	1.00	1.25	1.50	2.00	2.50	3.00	4.00	5.00
0.70	0.50	0.20	0.19	0.20	0.21	0.22	0.23	0.23	0.24	0.24	0.25
	0.30		0.12	0.14	0.15	0.16	0.18	0.19	0.20	0.21	0.22
	0.20		0.08	0.09	0.11	0.12	0.14	0.16	0.17	0.19	0.20
0.50	0.50	0.20	0.18	0.19	0.20	0.21	0.22	0.22	0.23	0.23	0.23
	0.30		0.12	0.14	0.15	0.16	0.17	0.18	0.19	0.20	0.21
	0.20		0.07	0.09	0.11	0.12	0.14	0.15	0.16	0.18	0.19
0.30	0.50	0.20	0.18	0.19	0.20	0.20	0.21	0.21	0.22	0.22	0.22
	0.30		0.12	0.13	0.14	0.15	0.17	0.18	0.19	0.20	0.20
	0.20		0.07	0.09	0.10	0.12	0.13	0.15	0.16	0.17	0.19
0.00	0.00	0.00	0.03	0.03	0.03	0.03	0.03	0.03	0.03	0.03	0.03
<p>Rating:25W Photometrically tested without ceiling board. Multiply UF values by service correction factors Calculate in accordance with CIBSE Technical Memorandum NO.5 1980</p>											

Zonal Lumen

Gamma [°]	I _{mean} [cd]	Zonal Flux [lm]	Sum Zonal Flux [lm]	Rel Zonal Flux [%]	Sum Rel Zonal Flux [%]
0.0-1.0	932.7	0.9	0.9	0.04	0.04
1.0-2.0	892.8	2.6	3.5	0.12	0.16
2.0-3.0	891.8	4.3	7.7	0.20	0.36
3.0-4.0	887.4	5.9	13.7	0.28	0.64
4.0-5.0	869.9	7.5	21.1	0.35	0.99
5.0-6.0	855.3	9.0	30.1	0.42	1.42
6.0-7.0	839.2	10.4	40.6	0.49	1.90
7.0-8.0	832.0	11.9	52.5	0.56	2.46
8.0-9.0	807.0	13.1	65.5	0.61	3.08
9.0-10.0	798.1	14.4	80.0	0.68	3.76
10.0-11.0	812.1	16.2	96.2	0.76	4.52
11.0-12.0	819.6	17.9	114.1	0.84	5.36
12.0-13.0	820.0	19.5	133.6	0.91	6.27
13.0-14.0	826.5	21.2	154.8	0.99	7.27
14.0-15.0	814.4	22.4	177.1	1.05	8.32
15.0-16.0	807.9	23.7	200.8	1.11	9.43
16.0-17.0	815.8	25.4	226.2	1.19	10.62
17.0-18.0	798.7	26.3	252.5	1.24	11.86
18.0-19.0	786.7	27.4	279.9	1.29	13.15
19.0-20.0	772.0	28.3	308.2	1.33	14.47
20.0-21.0	738.1	28.3	336.5	1.33	15.80
21.0-22.0	703.3	28.3	364.8	1.33	17.13
22.0-23.0	683.4	28.7	393.5	1.35	18.48
23.0-24.0	674.0	29.5	422.9	1.38	19.86
24.0-25.0	666.3	30.3	453.2	1.42	21.29
25.0-26.0	659.9	31.2	484.4	1.46	22.75
26.0-27.0	654.1	32.0	516.4	1.50	24.25
27.0-28.0	645.8	32.7	549.1	1.54	25.79
28.0-29.0	636.7	33.3	582.4	1.56	27.35
29.0-30.0	628.3	33.9	616.3	1.59	28.95
30.0-31.0	625.3	34.8	651.1	1.63	30.58
31.0-32.0	624.8	35.8	686.9	1.68	32.26
32.0-33.0	625.4	36.9	723.8	1.73	33.99
33.0-34.0	619.7	37.5	761.3	1.76	35.75
34.0-35.0	607.0	37.7	799.0	1.77	37.52
35.0-36.0	599.2	38.2	837.2	1.79	39.32

C Plane (°):0.0-360.0: 22.5
 Test Lab: BACL
 Test Type: TYPE C
 Temperature:
 Operator:

Gamma Plane (°):0.0-180.0:1.0
 Test Device:
 Distance:
 Humidity:
 Inspector:

Zonal Lumen (Continue 1)

Gamma [°]	I _{mean} [cd]	Zonal Flux [lm]	Sum Zonal Flux [lm]	Rel Zonal Flux [%]	Sum Rel Zonal Flux [%]
36.0-37.0	594.3	38.8	875.9	1.82	41.14
37.0-38.0	583.2	38.9	914.9	1.83	42.97
38.0-39.0	571.4	39.0	953.9	1.83	44.80
39.0-40.0	564.9	39.4	993.3	1.85	46.65
40.0-41.0	556.5	39.6	1032.9	1.86	48.51
41.0-42.0	548.0	39.8	1072.7	1.87	50.38
42.0-43.0	535.3	39.7	1112.4	1.86	52.24
43.0-44.0	520.6	39.3	1151.7	1.85	54.09
44.0-45.0	504.6	38.8	1190.5	1.82	55.91
45.0-46.0	486.7	38.1	1228.5	1.79	57.70
46.0-47.0	479.4	38.1	1266.7	1.79	59.49
47.0-48.0	472.8	38.2	1304.9	1.80	61.28
48.0-49.0	453.2	37.2	1342.1	1.75	63.03
49.0-50.0	433.8	36.2	1378.3	1.70	64.73
50.0-51.0	421.7	35.7	1414.0	1.68	66.41
51.0-52.0	405.5	34.8	1448.8	1.63	68.04
52.0-53.0	387.1	33.7	1482.5	1.58	69.62
53.0-54.0	371.2	32.7	1515.2	1.54	71.16
54.0-55.0	358.4	32.0	1547.2	1.50	72.66
55.0-56.0	342.6	31.0	1578.2	1.45	74.12
56.0-57.0	323.7	29.6	1607.8	1.39	75.51
57.0-58.0	311.8	28.8	1636.6	1.35	76.86
58.0-59.0	302.9	28.3	1664.9	1.33	78.19
59.0-60.0	291.6	27.6	1692.5	1.29	79.48
60.0-61.0	275.1	26.3	1718.7	1.23	80.72
61.0-62.0	251.7	24.3	1743.0	1.14	81.86
62.0-63.0	228.3	22.2	1765.2	1.04	82.90
63.0-64.0	216.8	21.3	1786.5	1.00	83.90
64.0-65.0	218.8	21.7	1808.1	1.02	84.92
65.0-66.0	217.7	21.7	1829.9	1.02	85.94
66.0-67.0	202.0	20.3	1850.2	0.95	86.89
67.0-68.0	179.1	18.1	1868.3	0.85	87.74
68.0-69.0	160.3	16.4	1884.7	0.77	88.51
69.0-70.0	152.4	15.7	1900.3	0.74	89.25
70.0-71.0	153.7	15.9	1916.2	0.75	89.99
71.0-72.0	148.7	15.5	1931.7	0.73	90.72

C Plane (°):0.0-360.0: 22.5
 Test Lab: BACL
 Test Type: TYPE C
 Temperature:
 Operator:

Gamma Plane (°):0.0-180.0:1.0
 Test Device:
 Distance:
 Humidity:
 Inspector:

Zonal Lumen (Continue 2)

Gamma [°]	I _{mean} [cd]	Zonal Flux [lm]	Sum Zonal Flux [lm]	Rel Zonal Flux [%]	Sum Rel Zonal Flux [%]
72.0-73.0	134.0	14.0	1945.7	0.66	91.38
73.0-74.0	121.3	12.8	1958.4	0.60	91.98
74.0-75.0	113.7	12.0	1970.5	0.56	92.54
75.0-76.0	109.0	11.6	1982.0	0.54	93.08
76.0-77.0	100.7	10.7	1992.8	0.50	93.59
77.0-78.0	88.7	9.5	2002.3	0.45	94.03
78.0-79.0	80.2	8.6	2010.9	0.40	94.44
79.0-80.0	74.3	8.0	2018.9	0.38	94.82
80.0-81.0	68.7	7.4	2026.3	0.35	95.16
81.0-82.0	62.3	6.8	2033.1	0.32	95.48
82.0-83.0	54.2	5.9	2039.0	0.28	95.76
83.0-84.0	46.9	5.1	2044.1	0.24	96.00
84.0-85.0	41.1	4.5	2048.6	0.21	96.21
85.0-86.0	36.2	4.0	2052.5	0.19	96.40
86.0-87.0	32.3	3.5	2056.1	0.17	96.56
87.0-88.0	29.5	3.2	2059.3	0.15	96.71
88.0-89.0	26.8	2.9	2062.2	0.14	96.85
89.0-90.0	24.4	2.7	2064.9	0.13	96.98
90.0-91.0	23.0	2.5	2067.4	0.12	97.09
91.0-92.0	22.1	2.4	2069.9	0.11	97.21
92.0-93.0	21.1	2.3	2072.2	0.11	97.32
93.0-94.0	20.2	2.2	2074.4	0.10	97.42
94.0-95.0	19.4	2.1	2076.5	0.10	97.52
95.0-96.0	18.7	2.0	2078.6	0.10	97.62
96.0-97.0	18.0	2.0	2080.5	0.09	97.71
97.0-98.0	17.4	1.9	2082.4	0.09	97.80
98.0-99.0	16.9	1.8	2084.3	0.09	97.88
99.0-100.0	16.4	1.8	2086.0	0.08	97.97
100.0-101.0	15.9	1.7	2087.7	0.08	98.05
101.0-102.0	15.5	1.7	2089.4	0.08	98.13
102.0-103.0	15.1	1.6	2091.0	0.08	98.20
103.0-104.0	14.7	1.6	2092.6	0.07	98.28
104.0-105.0	14.3	1.5	2094.1	0.07	98.35
105.0-106.0	13.9	1.5	2095.6	0.07	98.42
106.0-107.0	13.5	1.4	2097.0	0.07	98.48
107.0-108.0	13.1	1.4	2098.4	0.06	98.55

C Plane (°):0.0-360.0: 22.5
 Test Lab: BACL
 Test Type: TYPE C
 Temperature:
 Operator:

Gamma Plane (°):0.0-180.0:1.0
 Test Device:
 Distance:
 Humidity:
 Inspector:

Zonal Lumen (Continue 3)

Gamma [°]	I _{mean} [cd]	Zonal Flux [lm]	Sum Zonal Flux [lm]	Rel Zonal Flux [%]	Sum Rel Zonal Flux [%]
108.0-109.0	12.7	1.3	2099.7	0.06	98.61
109.0-110.0	12.4	1.3	2101.0	0.06	98.67
110.0-111.0	12.0	1.2	2102.2	0.06	98.73
111.0-112.0	11.6	1.2	2103.4	0.06	98.78
112.0-113.0	11.3	1.1	2104.5	0.05	98.84
113.0-114.0	11.0	1.1	2105.6	0.05	98.89
114.0-115.0	10.6	1.1	2106.7	0.05	98.94
115.0-116.0	10.4	1.0	2107.7	0.05	98.99
116.0-117.0	10.1	1.0	2108.7	0.05	99.03
117.0-118.0	9.8	1.0	2109.6	0.04	99.08
118.0-119.0	9.5	0.9	2110.6	0.04	99.12
119.0-120.0	9.2	0.9	2111.4	0.04	99.16
120.0-121.0	8.9	0.8	2112.3	0.04	99.20
121.0-122.0	8.7	0.8	2113.1	0.04	99.24
122.0-123.0	8.4	0.8	2113.9	0.04	99.28
123.0-124.0	8.2	0.8	2114.6	0.04	99.31
124.0-125.0	8.0	0.7	2115.3	0.03	99.34
125.0-126.0	7.8	0.7	2116.0	0.03	99.38
126.0-127.0	7.6	0.7	2116.7	0.03	99.41
127.0-128.0	7.4	0.6	2117.4	0.03	99.44
128.0-129.0	7.3	0.6	2118.0	0.03	99.47
129.0-130.0	7.1	0.6	2118.6	0.03	99.50
130.0-131.0	6.9	0.6	2119.2	0.03	99.52
131.0-132.0	6.8	0.6	2119.7	0.03	99.55
132.0-133.0	6.6	0.5	2120.3	0.03	99.58
133.0-134.0	6.4	0.5	2120.8	0.02	99.60
134.0-135.0	6.3	0.5	2121.3	0.02	99.62
135.0-136.0	6.1	0.5	2121.7	0.02	99.64
136.0-137.0	5.9	0.4	2122.2	0.02	99.67
137.0-138.0	5.7	0.4	2122.6	0.02	99.68
138.0-139.0	5.5	0.4	2123.0	0.02	99.70
139.0-140.0	5.3	0.4	2123.4	0.02	99.72
140.0-141.0	5.2	0.4	2123.7	0.02	99.74
141.0-142.0	5.0	0.3	2124.1	0.02	99.75
142.0-143.0	4.8	0.3	2124.4	0.02	99.77
143.0-144.0	4.6	0.3	2124.7	0.01	99.78

C Plane (°):0.0-360.0: 22.5
 Test Lab: BACL
 Test Type: TYPE C
 Temperature:
 Operator:

Gamma Plane (°):0.0-180.0:1.0
 Test Device:
 Distance:
 Humidity:
 Inspector:

Zonal Lumen (Continue 4)

Gamma [°]	I _{mean} [cd]	Zonal Flux [lm]	Sum Zonal Flux [lm]	Rel Zonal Flux [%]	Sum Rel Zonal Flux [%]
144.0-145.0	4.5	0.3	2125.0	0.01	99.80
145.0-146.0	4.3	0.3	2125.2	0.01	99.81
146.0-147.0	4.1	0.3	2125.5	0.01	99.82
147.0-148.0	4.0	0.2	2125.7	0.01	99.83
148.0-149.0	3.8	0.2	2126.0	0.01	99.84
149.0-150.0	3.7	0.2	2126.2	0.01	99.85
150.0-151.0	3.6	0.2	2126.4	0.01	99.86
151.0-152.0	3.4	0.2	2126.5	0.01	99.87
152.0-153.0	3.3	0.2	2126.7	0.01	99.88
153.0-154.0	3.2	0.2	2126.9	0.01	99.89
154.0-155.0	3.1	0.1	2127.0	0.01	99.89
155.0-156.0	2.9	0.1	2127.1	0.01	99.90
156.0-157.0	2.8	0.1	2127.3	0.01	99.90
157.0-158.0	2.7	0.1	2127.4	0.01	99.91
158.0-159.0	2.5	0.1	2127.5	0.00	99.91
159.0-160.0	2.4	0.1	2127.6	0.00	99.92
160.0-161.0	2.3	0.1	2127.6	0.00	99.92
161.0-162.0	2.2	0.1	2127.7	0.00	99.93
162.0-163.0	2.0	0.1	2127.8	0.00	99.93
163.0-164.0	1.9	0.1	2127.8	0.00	99.93
164.0-165.0	1.8	0.1	2127.9	0.00	99.93
165.0-166.0	1.7	0.0	2127.9	0.00	99.94
166.0-167.0	1.6	0.0	2128.0	0.00	99.94
167.0-168.0	1.5	0.0	2128.0	0.00	99.94
168.0-169.0	1.4	0.0	2128.1	0.00	99.94
169.0-170.0	1.3	0.0	2128.1	0.00	99.94
170.0-171.0	1.2	0.0	2128.1	0.00	99.94
171.0-172.0	1.1	0.0	2128.1	0.00	99.94
172.0-173.0	1.0	0.0	2128.1	0.00	99.95
173.0-174.0	1.0	0.0	2128.1	0.00	99.95
174.0-175.0	0.9	0.0	2128.2	0.00	99.95
175.0-176.0	0.9	0.0	2128.2	0.00	99.95
176.0-177.0	0.9	0.0	2128.2	0.00	99.95
177.0-178.0	0.9	0.0	2128.2	0.00	99.95
178.0-179.0	0.9	0.0	2128.2	0.00	99.95
179.0-180.0	0.9	0.0	2128.2	0.00	99.95

C Plane (°):0.0-360.0: 22.5
 Test Lab: BACL
 Test Type: TYPE C
 Temperature:
 Operator:

Gamma Plane (°):0.0-180.0:1.0
 Test Device:
 Distance:
 Humidity:
 Inspector:

Candlepower Table

Unit: cd

G\C	C0.0	C22.5	C45.0	C67.5	C90.0	C112.5	C135.0	C157.5	C180.0	C202.5
G0.0	957.7	957.7	957.7	957.7	957.7	957.7	957.7	957.7	957.7	957.7
G1.0	891.0	945.6	999.2	1018.2	968.2	906.0	898.8	910.1	881.8	884.0
G2.0	892.6	907.8	859.3	949.2	960.0	869.0	777.8	867.6	946.7	939.4
G3.0	992.1	945.8	885.6	980.6	1015.7	928.6	913.8	945.9	954.5	953.5
G4.0	915.1	933.0	1043.3	889.2	954.7	839.2	1038.1	822.1	832.0	807.4
G5.0	943.3	866.8	988.3	954.0	1052.1	902.7	862.2	892.8	1006.5	1010.3
G6.0	951.2	947.3	959.4	935.3	972.6	952.4	856.5	962.1	828.5	811.5
G7.0	877.3	1027.2	947.5	998.5	1026.8	1033.0	963.9	887.2	887.4	861.3
G8.0	840.8	962.8	948.3	1050.2	1020.1	1091.8	913.0	890.5	874.1	887.1
G9.0	893.8	874.2	1011.7	1024.3	1084.9	977.7	979.9	844.4	950.1	814.1
G10.0	915.7	933.1	1022.1	1068.8	1101.0	1084.8	970.7	893.7	905.5	958.2
G11.0	918.4	998.2	1063.4	1114.2	1145.9	1074.6	1005.4	1020.5	970.7	836.0
G12.0	999.2	931.5	1068.5	1159.6	1190.9	1126.3	1019.1	915.2	960.7	927.7
G13.0	880.1	921.9	1019.6	1212.0	1235.9	1178.6	1040.6	988.4	898.7	824.5
G14.0	957.8	1080.8	1085.3	1218.9	1233.7	1230.8	1056.6	916.5	940.8	1040.6
G15.0	893.9	838.5	1113.1	1230.5	1335.7	1222.1	1060.3	816.6	879.0	893.1
G16.0	917.7	929.5	1140.8	1339.6	1275.7	1320.9	1063.9	1007.3	939.5	910.5
G17.0	898.1	949.9	1168.5	1368.7	1446.0	1297.9	1067.4	945.3	834.9	868.3
G18.0	855.6	817.0	1070.8	1421.7	1556.7	1355.0	1004.6	879.0	820.3	819.1
G19.0	816.3	921.5	1090.1	1512.9	1351.1	1378.1	1083.6	981.2	789.7	780.9
G20.0	829.1	937.8	1237.7	1402.4	1224.5	1198.9	1176.3	884.1	740.2	760.1
G21.0	770.0	860.7	1233.8	1207.4	1289.8	1097.3	1064.1	890.1	716.0	738.5
G22.0	744.2	884.9	1131.2	1167.8	1274.1	1138.2	1002.5	863.5	659.0	646.6
G23.0	717.0	840.0	1110.7	1239.9	1204.9	1189.6	1039.5	778.9	632.3	597.3
G24.0	685.0	774.3	1153.8	1235.1	1235.1	1185.0	1048.0	798.3	616.1	604.4
G25.0	663.7	799.8	1138.4	1219.5	1306.4	1165.5	1021.2	765.9	644.6	523.5
G26.0	661.5	797.5	1103.7	1286.3	1291.9	1212.2	992.9	796.4	618.5	450.6
G27.0	644.9	819.7	1064.8	1286.3	1236.1	1198.0	1014.5	820.0	608.8	445.8
G28.0	651.4	847.1	1120.7	1254.0	1133.8	1216.2	1044.1	820.2	610.8	418.5
G29.0	631.3	871.4	1118.3	1231.9	1136.8	1149.5	1038.6	835.0	604.6	426.3
G30.0	617.6	912.6	1160.0	1161.0	1076.4	1094.1	1100.0	887.8	606.8	397.1
G31.0	618.2	985.5	1124.7	1160.7	1172.5	1116.2	1086.2	895.8	610.2	352.5
G32.0	598.6	968.0	1137.9	1176.5	1211.8	1141.5	1106.5	922.0	605.2	328.7
G33.0	607.7	1004.8	1162.2	1191.5	1162.8	1184.2	1122.7	974.2	605.0	318.6
G34.0	586.0	1009.9	1162.0	1215.1	1145.2	1176.3	1077.5	910.2	580.4	291.9
G35.0	597.0	967.2	1129.0	1164.3	1155.4	1127.4	1072.3	902.0	638.0	289.2
G36.0	637.8	997.8	1118.9	1142.2	1179.5	1109.9	1066.0	890.3	599.3	283.4

C Plane (°):0.0-360.0: 22.5
 Test Lab: BACL
 Test Type: TYPE C
 Temperature:
 Operator:

Gamma Plane (°):0.0-180.0:1.0
 Test Device:
 Distance:
 Humidity:
 Inspector:

Candlepower Table (Continue 1)

Unit: cd

G\C	C0.0	C22.5	C45.0	C67.5	C90.0	C112.5	C135.0	C157.5	C180.0	C202.5
G37.0	648.1	963.9	1106.4	1158.3	1149.1	1139.5	1044.3	925.0	615.8	250.7
G38.0	638.7	932.2	1077.9	1143.6	1087.6	1117.0	1020.9	875.8	636.9	254.5
G39.0	623.0	901.8	1061.5	1122.2	1170.0	1071.2	1032.8	853.2	639.8	242.1
G40.0	643.7	909.3	1062.1	1123.7	1180.0	1064.6	1012.0	861.7	550.5	237.9
G41.0	597.1	892.2	1059.1	1114.8	1117.9	1092.1	1006.8	847.8	569.9	231.9
G42.0	602.5	853.8	1045.1	1087.1	1138.2	1057.0	1024.3	850.3	551.0	221.4
G43.0	555.7	846.3	1015.5	1077.1	1096.5	1043.7	969.6	829.2	528.4	215.7
G44.0	556.8	817.1	997.9	1041.3	1082.2	1044.6	964.5	779.3	537.3	196.7
G45.0	539.3	774.0	985.6	1003.6	1041.0	1020.7	952.0	747.8	466.0	175.5
G46.0	484.3	750.8	955.7	993.2	1019.5	986.1	921.0	736.6	470.0	167.4
G47.0	491.5	755.0	955.5	966.0	1084.5	963.0	918.4	728.3	484.2	159.7
G48.0	477.8	707.7	902.1	1005.3	1045.9	996.8	890.8	686.1	435.4	143.1
G49.0	435.7	685.1	846.4	983.2	958.1	971.5	821.8	671.5	402.1	126.5
G50.0	422.8	660.3	855.3	934.1	920.7	917.2	837.5	650.0	394.8	110.0
G51.0	399.4	612.9	833.3	953.9	912.1	916.9	861.9	572.1	377.8	103.7
G52.0	356.1	603.7	785.1	918.5	878.8	889.0	803.1	565.9	328.4	82.4
G53.0	335.0	545.6	778.9	868.0	887.3	859.9	758.7	554.1	310.2	73.3
G54.0	301.2	511.4	714.2	851.8	902.3	856.4	712.7	528.8	289.6	57.7
G55.0	283.8	524.7	704.5	867.1	844.7	831.5	701.5	509.2	264.1	50.1
G56.0	243.9	478.7	684.9	828.1	791.0	773.6	670.0	493.1	242.9	38.2
G57.0	225.5	448.6	654.6	786.6	798.8	740.5	654.9	445.7	209.8	32.2
G58.0	192.9	430.6	646.1	791.0	753.3	773.4	652.1	418.7	194.4	26.5
G59.0	177.3	411.7	620.3	762.0	777.7	764.1	620.6	401.5	169.0	22.5
G60.0	146.0	374.9	587.7	745.5	793.6	745.6	581.2	384.3	148.7	19.6
G61.0	124.5	343.4	557.5	705.8	717.6	713.0	549.8	347.3	128.4	17.0
G62.0	92.3	311.1	527.4	638.4	635.3	628.6	518.7	311.0	108.1	15.2
G63.0	82.7	277.0	497.3	585.8	575.4	556.8	487.5	294.8	90.0	13.6
G64.0	61.1	258.0	473.3	608.3	598.9	595.3	463.3	282.9	68.8	12.7
G65.0	50.3	240.0	462.7	631.6	704.5	634.8	466.4	265.1	58.7	11.8
G66.0	39.5	222.3	426.7	655.0	666.8	643.3	435.5	246.3	43.9	10.9
G67.0	28.8	198.5	408.8	544.3	601.1	556.2	427.4	216.6	34.6	10.3
G68.0	24.3	146.9	417.8	450.5	535.2	432.0	428.6	184.5	29.8	9.7
G69.0	21.4	135.2	378.0	422.8	469.2	409.6	392.3	164.2	25.9	9.2
G70.0	19.6	141.6	301.8	473.5	524.5	446.6	305.2	164.3	22.8	8.8
G71.0	17.6	113.0	288.4	514.6	547.0	526.6	283.6	149.4	20.7	8.5
G72.0	15.4	85.3	313.9	458.7	452.5	476.7	306.8	116.3	19.1	8.2
G73.0	13.6	75.4	315.2	375.0	378.8	376.1	346.9	93.9	17.7	8.0

C Plane (°):0.0-360.0: 22.5
 Test Lab: BACL
 Test Type: TYPE C
 Temperature:
 Operator:

Gamma Plane (°):0.0-180.0:1.0
 Test Device:
 Distance:
 Humidity:
 Inspector:

Candlepower Table (Continue 2)

Unit: cd

G\C	C0.0	C22.5	C45.0	C67.5	C90.0	C112.5	C135.0	C157.5	C180.0	C202.5
G74.0	13.0	71.7	263.4	350.1	391.5	343.4	303.9	84.5	16.7	7.8
G75.0	12.4	61.0	212.3	376.5	409.1	350.6	236.8	76.7	15.6	7.8
G76.0	11.8	50.1	217.6	355.6	407.7	359.3	215.9	54.9	14.9	7.6
G77.0	11.3	39.2	210.9	298.3	316.6	327.9	221.4	48.4	13.9	7.2
G78.0	10.9	35.8	178.7	272.7	289.1	266.1	198.5	42.0	13.4	6.8
G79.0	10.6	33.3	131.4	256.1	341.4	247.9	146.0	38.3	12.4	6.4
G80.0	10.1	31.1	123.1	229.3	285.7	264.6	130.5	34.6	11.4	6.2
G81.0	9.6	29.9	120.3	236.0	235.0	233.2	133.8	32.0	10.4	5.8
G82.0	9.2	28.8	94.1	183.4	263.0	185.6	111.7	30.2	9.6	5.5
G83.0	8.8	27.9	79.4	154.3	202.9	177.5	96.0	28.7	9.0	5.0
G84.0	8.4	27.0	67.8	156.9	150.9	151.0	83.8	27.3	8.3	4.9
G85.0	8.1	26.0	56.5	126.0	155.4	129.3	65.4	25.7	7.8	5.0
G86.0	7.8	24.9	52.2	106.7	141.0	106.1	57.5	24.4	7.3	4.5
G87.0	7.5	24.1	48.0	89.6	127.5	97.7	53.4	23.1	6.7	4.2
G88.0	7.2	23.0	44.8	80.9	117.7	88.3	49.4	22.4	6.5	3.9
G89.0	6.9	22.1	42.4	73.7	96.7	77.5	45.4	21.3	6.2	3.7
G90.0	6.6	21.2	40.6	66.9	87.2	71.7	42.5	20.3	6.0	3.6
G91.0	6.3	20.3	39.3	63.1	85.8	69.5	40.6	19.4	5.8	3.5
G92.0	5.9	19.6	37.7	60.2	82.0	65.9	38.9	18.6	5.5	3.4
G93.0	5.6	18.8	36.3	58.1	77.7	62.0	36.9	18.2	5.4	3.2
G94.0	4.7	18.0	34.8	56.0	74.9	59.8	35.2	17.5	5.2	3.1
G95.0	4.3	17.2	33.6	53.9	72.9	56.7	33.7	16.8	5.2	3.0
G96.0	4.3	16.6	32.5	51.8	69.2	54.3	32.7	16.1	5.0	3.0
G97.0	4.2	16.1	31.3	49.5	67.5	52.1	31.6	15.6	4.9	2.9
G98.0	4.2	15.6	30.1	48.2	65.2	50.5	30.2	15.2	4.7	2.8
G99.0	4.1	15.0	29.0	47.5	63.5	49.0	29.0	14.8	4.5	2.7
G100.0	4.1	14.5	28.1	46.0	61.4	47.3	28.0	14.4	4.3	2.7
G101.0	4.2	14.1	27.2	44.6	59.2	46.2	27.2	13.9	4.2	2.6
G102.0	4.1	13.6	26.5	43.5	58.2	44.9	26.4	13.6	4.1	2.5
G103.0	4.1	13.3	26.0	42.6	56.8	43.7	25.7	13.2	4.0	2.5
G104.0	4.0	13.1	25.1	41.2	55.3	42.0	24.7	13.0	3.9	2.4
G105.0	3.9	12.6	24.4	40.2	53.8	40.8	23.9	12.6	3.8	2.4
G106.0	3.8	12.2	23.6	39.5	52.0	39.7	23.1	12.2	3.8	2.3
G107.0	3.8	11.9	23.1	38.1	49.8	38.3	22.4	11.9	3.7	2.3
G108.0	3.7	11.5	22.4	37.1	48.7	37.2	21.8	11.6	3.7	2.3
G109.0	3.7	11.3	21.7	36.2	47.3	36.4	21.0	11.3	3.6	2.2
G110.0	3.6	11.0	21.1	35.0	45.3	35.0	20.3	10.9	3.5	2.2

C Plane (°):0.0-360.0: 22.5
 Test Lab: BACL
 Test Type: TYPE C
 Temperature:
 Operator:

Gamma Plane (°):0.0-180.0:1.0
 Test Device:
 Distance:
 Humidity:
 Inspector:

Candlepower Table (Continue 3)

Unit: cd

G\C	C0.0	C22.5	C45.0	C67.5	C90.0	C112.5	C135.0	C157.5	C180.0	C202.5
G111.0	3.6	10.7	20.5	33.9	43.9	33.9	19.7	10.6	3.5	2.1
G112.0	3.6	10.5	19.9	33.0	42.5	33.0	19.1	10.4	3.5	2.0
G113.0	3.5	10.4	19.2	32.1	41.0	31.7	18.5	10.2	3.4	1.9
G114.0	3.5	10.1	18.6	31.1	39.9	30.6	17.9	9.9	3.3	1.9
G115.0	3.4	9.8	18.2	30.2	38.8	29.5	17.4	9.6	3.3	1.8
G116.0	3.3	9.6	17.8	29.3	37.8	28.6	17.0	9.4	3.2	1.7
G117.0	3.2	9.4	17.2	28.5	36.8	27.7	16.6	9.1	3.1	1.6
G118.0	3.1	9.0	16.8	27.5	35.6	26.9	16.1	8.8	3.0	1.6
G119.0	3.0	8.6	16.4	26.7	34.3	26.2	15.8	8.5	3.0	1.5
G120.0	2.9	8.4	16.0	25.8	32.8	25.4	15.5	8.2	2.8	1.5
G121.0	2.9	8.1	15.6	25.0	31.5	24.6	15.0	8.0	2.8	1.4
G122.0	2.8	7.9	15.2	24.5	30.0	24.0	14.6	7.7	2.7	1.4
G123.0	2.8	7.8	14.9	23.8	28.6	23.2	14.4	7.5	2.7	1.4
G124.0	2.7	7.7	14.6	23.1	27.5	22.6	14.0	7.4	2.6	1.4
G125.0	2.7	7.6	14.4	22.3	26.4	21.8	13.6	7.3	2.6	1.4
G126.0	2.7	7.5	14.2	21.7	25.3	21.1	13.5	7.2	2.5	1.4
G127.0	2.7	7.5	14.2	21.1	24.2	20.4	13.3	7.1	2.5	1.4
G128.0	2.7	7.5	13.9	20.5	23.1	19.9	13.0	7.0	2.5	1.4
G129.0	2.6	7.3	13.6	20.0	22.1	19.4	12.8	7.0	2.5	1.4
G130.0	2.6	7.2	13.2	19.5	21.2	18.8	12.6	6.9	2.5	1.5
G131.0	2.6	7.1	12.9	19.0	20.4	18.4	12.3	6.8	2.5	1.5
G132.0	2.6	6.8	12.5	18.6	19.5	17.9	12.1	6.9	2.5	1.5
G133.0	2.5	6.5	12.2	18.1	18.9	17.5	11.8	6.6	2.5	1.5
G134.0	2.5	6.4	11.9	17.7	18.2	17.1	11.6	6.4	2.4	1.5
G135.0	2.5	6.2	11.5	17.1	17.5	16.6	11.3	6.3	2.4	1.5
G136.0	2.5	6.0	11.2	16.6	16.8	16.0	11.0	6.2	2.4	1.5
G137.0	2.4	5.9	10.8	16.0	16.1	15.4	10.7	6.1	2.3	1.5
G138.0	2.4	5.8	10.4	15.4	15.5	14.8	10.4	6.0	2.3	1.5
G139.0	2.4	5.6	10.1	14.8	14.8	14.1	10.0	5.8	2.3	1.5
G140.0	2.4	5.5	9.8	14.0	14.2	13.4	9.7	5.7	2.2	1.5
G141.0	2.3	5.4	9.4	13.4	13.7	12.8	9.4	5.6	2.2	1.5
G142.0	2.3	5.3	9.1	12.6	13.1	12.2	9.0	5.4	2.2	1.5
G143.0	2.3	5.1	8.7	12.1	12.7	11.6	8.6	5.3	2.2	1.4
G144.0	2.3	5.0	8.4	11.4	12.2	11.1	8.3	5.1	2.1	1.4
G145.0	2.3	4.8	8.1	10.9	11.8	10.6	7.9	5.0	2.1	1.4
G146.0	2.3	4.6	7.8	10.4	11.3	10.1	7.6	4.8	2.0	1.3
G147.0	2.3	4.5	7.4	10.0	10.9	9.7	7.3	4.6	2.0	1.3

C Plane (°):0.0-360.0: 22.5
 Test Lab: BACL
 Test Type: TYPE C
 Temperature:
 Operator:

Gamma Plane (°):0.0-180.0:1.0
 Test Device:
 Distance:
 Humidity:
 Inspector:

Candlepower Table (Continue 4)

Unit: cd

G\C	C0.0	C22.5	C45.0	C67.5	C90.0	C112.5	C135.0	C157.5	C180.0	C202.5
G148.0	2.3	4.3	7.1	9.6	10.5	9.3	7.0	4.4	2.0	1.3
G149.0	2.2	4.2	6.9	9.2	10.1	8.9	6.7	4.3	1.9	1.3
G150.0	2.2	4.0	6.6	8.8	9.7	8.5	6.4	4.1	1.9	1.3
G151.0	2.2	3.9	6.3	8.4	9.3	8.1	6.1	4.0	1.9	1.3
G152.0	2.1	3.8	6.0	8.0	8.9	7.8	5.9	3.8	1.8	1.2
G153.0	2.1	3.6	5.7	7.7	8.5	7.4	5.6	3.7	1.8	1.2
G154.0	2.1	3.5	5.5	7.3	8.1	7.1	5.3	3.5	1.7	1.2
G155.0	2.0	3.3	5.2	6.9	7.7	6.8	5.1	3.4	1.7	1.2
G156.0	2.0	3.2	4.9	6.6	7.3	6.4	4.8	3.3	1.6	1.2
G157.0	2.0	3.1	4.7	6.2	6.9	6.1	4.6	3.1	1.6	1.2
G158.0	1.9	2.9	4.4	5.8	6.4	5.7	4.4	3.0	1.5	1.2
G159.0	1.9	2.8	4.2	5.4	6.0	5.3	4.2	2.8	1.5	1.2
G160.0	1.8	2.7	4.0	5.1	5.6	5.0	3.9	2.7	1.4	1.2
G161.0	1.8	2.5	3.7	4.8	5.2	4.7	3.7	2.5	1.4	1.2
G162.0	1.7	2.4	3.5	4.4	4.8	4.3	3.4	2.4	1.3	1.1
G163.0	1.7	2.3	3.3	4.1	4.4	4.0	3.2	2.3	1.3	1.1
G164.0	1.6	2.2	3.0	3.8	4.1	3.7	2.9	2.1	1.2	1.1
G165.0	1.5	2.0	2.8	3.4	3.7	3.4	2.6	2.0	1.1	1.1
G166.0	1.5	1.9	2.6	3.1	3.3	3.0	2.4	1.9	1.1	1.0
G167.0	1.4	1.8	2.3	2.8	3.0	2.8	2.2	1.7	1.0	1.0
G168.0	1.4	1.7	2.1	2.5	2.7	2.5	2.0	1.6	1.0	1.0
G169.0	1.3	1.6	2.0	2.3	2.4	2.2	1.8	1.5	0.9	0.9
G170.0	1.2	1.5	1.8	2.0	2.1	1.9	1.6	1.3	0.9	0.9
G171.0	1.2	1.4	1.6	1.8	1.8	1.7	1.5	1.2	0.9	0.9
G172.0	1.1	1.3	1.4	1.5	1.6	1.5	1.3	1.2	0.9	0.9
G173.0	1.1	1.2	1.3	1.4	1.4	1.3	1.2	1.1	0.8	0.8
G174.0	1.0	1.1	1.2	1.2	1.2	1.1	1.1	1.0	0.8	0.8
G175.0	1.0	1.1	1.1	1.1	1.1	1.1	1.0	1.0	0.8	0.8
G176.0	0.9	1.0	1.0	1.0	1.0	1.0	1.0	0.9	0.8	0.8
G177.0	0.9	1.0	1.0	0.9	0.9	0.9	0.9	0.9	0.8	0.8
G178.0	0.9	0.9	0.9	0.9	0.9	0.9	0.9	0.8	0.8	0.8
G179.0	0.9	0.9	0.9	0.9	0.9	0.9	0.9	0.8	0.9	0.9
G180.0	0.9	0.9	0.9	0.9	0.9	0.9	0.9	0.9	0.9	0.9

C Plane (°):0.0-360.0: 22.5
 Test Lab: BACL
 Test Type: TYPE C
 Temperature:
 Operator:

Gamma Plane (°):0.0-180.0:1.0
 Test Device:
 Distance:
 Humidity:
 Inspector:

Candlepower Table (Continue 5)

Unit: cd

G\C	C225.0	C247.5	C270.0	C292.5	C315.0	C337.5	C360.0			
G0.0	957.7	957.7	957.7	957.7	957.7	957.7	957.7			
G1.0	803.8	847.7	928.4	932.1	864.3	842.8	891.0			
G2.0	877.0	863.0	894.0	825.3	878.8	741.7	892.6			
G3.0	941.2	720.5	826.8	729.7	815.6	937.7	992.1			
G4.0	853.6	754.4	760.4	707.6	853.2	905.7	915.1			
G5.0	746.5	768.1	668.1	591.3	804.1	872.3	943.3			
G6.0	782.7	772.1	560.8	622.6	657.2	867.3	951.2			
G7.0	777.6	645.8	473.1	553.9	676.1	779.6	877.3			
G8.0	630.2	523.7	459.0	625.2	716.8	774.9	840.8			
G9.0	628.5	357.4	311.1	477.5	540.8	845.3	893.8			
G10.0	750.1	382.4	250.0	344.4	517.4	824.7	915.7			
G11.0	571.1	364.7	207.9	298.2	651.2	825.5	918.4			
G12.0	627.8	405.4	203.9	281.1	491.5	851.9	999.2			
G13.0	771.0	299.0	219.7	240.5	517.8	830.5	880.1			
G14.0	550.3	227.0	220.5	282.2	454.2	873.8	957.8			
G15.0	499.6	200.1	246.8	188.5	423.0	849.5	893.9			
G16.0	490.6	187.1	196.8	192.2	360.0	889.6	917.7			
G17.0	367.8	185.4	195.5	197.9	357.5	795.6	898.1			
G18.0	359.5	180.7	191.7	200.9	278.0	804.1	855.6			
G19.0	279.8	195.8	189.9	212.9	220.7	754.2	816.3			
G20.0	253.2	205.1	170.2	210.1	200.9	715.5	829.1			
G21.0	190.8	207.9	159.4	213.6	173.0	660.7	770.0			
G22.0	168.9	213.7	142.8	224.3	169.5	602.7	744.2			
G23.0	175.2	218.2	126.1	220.3	171.8	573.7	717.0			
G24.0	171.5	214.5	109.6	210.4	179.3	513.8	685.0			
G25.0	168.8	214.0	101.8	207.8	185.3	461.2	663.7			
G26.0	189.6	210.7	98.2	200.5	191.8	428.4	661.5			
G27.0	177.4	205.6	77.3	191.0	197.1	413.7	644.9			
G28.0	181.5	202.7	62.7	160.7	191.6	347.8	651.4			
G29.0	179.7	173.7	61.3	135.0	178.8	338.5	631.3			
G30.0	168.2	149.4	59.0	109.4	172.3	324.3	617.6			
G31.0	165.5	125.1	44.8	89.7	164.7	300.4	618.2			
G32.0	150.3	100.9	29.1	67.8	148.0	286.8	598.6			
G33.0	135.0	82.2	26.6	56.0	146.0	254.8	607.7			
G34.0	119.8	67.8	31.0	50.3	131.7	242.7	586.0			
G35.0	109.1	58.8	29.5	44.8	117.4	225.5	597.0			
G36.0	104.9	43.6	19.3	36.0	107.2	211.2	637.8			

C Plane (°):0.0-360.0: 22.5
 Test Lab: BACL
 Test Type: TYPE C
 Temperature:
 Operator:

Gamma Plane (°):0.0-180.0:1.0
 Test Device:
 Distance:
 Humidity:
 Inspector:

Candlepower Table (Continue 6)

Unit: cd

G\C	C225.0	C247.5	C270.0	C292.5	C315.0	C337.5	C360.0			
G37.0	91.3	35.7	23.1	26.9	88.6	204.8	648.1			
G38.0	77.0	25.8	18.1	23.0	74.9	188.8	638.7			
G39.0	67.3	20.6	18.6	19.5	64.8	184.3	623.0			
G40.0	56.9	16.1	15.7	15.9	50.5	184.2	643.7			
G41.0	48.1	14.1	12.8	13.7	39.8	164.9	597.1			
G42.0	40.3	12.1	9.8	11.6	32.2	175.1	602.5			
G43.0	33.2	10.0	7.6	9.5	26.4	154.8	555.7			
G44.0	27.1	8.8	7.1	8.6	23.5	147.0	556.8			
G45.0	22.7	7.7	6.2	7.7	20.0	136.9	539.3			
G46.0	19.6	7.0	5.7	7.0	17.3	126.9	484.3			
G47.0	17.6	6.5	5.3	6.6	15.3	116.9	491.5			
G48.0	15.5	6.1	5.7	6.2	13.6	118.7	477.8			
G49.0	14.0	5.7	6.4	5.7	12.6	99.9	435.7			
G50.0	12.4	5.3	6.3	5.3	11.5	91.4	422.8			
G51.0	10.9	5.0	6.5	5.2	10.4	76.8	399.4			
G52.0	10.0	5.1	5.8	5.2	9.5	71.4	356.1			
G53.0	9.2	5.3	4.9	4.8	8.6	66.6	335.0			
G54.0	8.5	5.7	4.3	4.3	7.8	52.5	301.2			
G55.0	7.7	5.5	3.9	3.7	7.2	51.2	283.8			
G56.0	7.2	4.8	3.3	3.2	6.7	34.5	243.9			
G57.0	6.7	3.9	2.8	2.9	6.3	33.9	225.5			
G58.0	6.3	3.2	2.6	2.5	5.9	25.9	192.9			
G59.0	6.0	2.8	2.4	2.3	5.5	22.1	177.3			
G60.0	5.7	2.5	2.2	2.1	5.2	19.5	146.0			
G61.0	5.4	2.3	2.1	2.0	4.8	17.1	124.5			
G62.0	5.2	2.1	2.0	1.9	4.6	15.3	92.3			
G63.0	4.9	1.9	1.9	1.8	4.3	13.9	82.7			
G64.0	4.7	1.8	1.8	1.6	4.1	12.7	61.1			
G65.0	4.6	1.6	1.7	1.5	3.9	12.0	50.3			
G66.0	4.4	1.5	1.6	1.4	3.7	11.3	39.5			
G67.0	4.2	1.5	1.5	1.3	3.6	10.6	28.8			
G68.0	4.1	1.4	1.4	1.3	3.5	10.1	24.3			
G69.0	3.9	1.3	1.3	1.2	3.3	9.6	21.4			
G70.0	3.8	1.2	1.3	1.1	3.2	9.2	19.6			
G71.0	3.6	1.1	1.2	1.0	3.1	9.0	17.6			
G72.0	3.4	1.1	1.1	1.0	2.9	8.7	15.4			
G73.0	3.3	1.0	1.1	0.9	2.9	8.5	13.6			

C Plane (°):0.0-360.0: 22.5
 Test Lab: BACL
 Test Type: TYPE C
 Temperature:
 Operator:

Gamma Plane (°):0.0-180.0:1.0
 Test Device:
 Distance:
 Humidity:
 Inspector:

Candlepower Table (Continue 7)

Unit: cd

G\C	C225.0	C247.5	C270.0	C292.5	C315.0	C337.5	C360.0			
G74.0	3.2	1.0	1.0	0.9	2.9	8.4	13.0			
G75.0	3.0	1.0	1.0	0.9	2.9	8.2	12.4			
G76.0	2.9	0.9	1.0	0.9	2.9	7.9	11.8			
G77.0	2.8	0.9	0.9	0.8	2.8	7.5	11.3			
G78.0	2.8	0.9	0.9	0.8	2.7	6.9	10.9			
G79.0	2.7	0.9	0.9	0.8	2.6	6.5	10.6			
G80.0	2.6	0.9	1.0	0.8	2.5	6.2	10.1			
G81.0	2.5	0.9	0.9	0.8	2.4	5.9	9.6			
G82.0	2.5	0.9	0.8	0.7	2.3	5.6	9.2			
G83.0	2.4	0.9	0.8	0.6	2.3	5.0	8.8			
G84.0	2.4	0.9	0.8	0.6	2.2	4.6	8.4			
G85.0	2.4	0.9	0.8	0.6	2.1	4.7	8.1			
G86.0	2.2	0.9	0.8	0.6	2.0	4.0	7.8			
G87.0	1.8	0.8	0.8	0.6	1.7	3.8	7.5			
G88.0	1.7	0.6	0.7	0.6	1.6	3.6	7.2			
G89.0	1.7	0.6	0.6	0.6	1.6	3.5	6.9			
G90.0	1.6	0.6	0.6	0.6	1.5	3.3	6.6			
G91.0	1.6	0.6	0.6	0.6	1.5	3.3	6.3			
G92.0	1.5	0.6	0.6	0.6	1.5	3.2	5.9			
G93.0	1.5	0.6	0.6	0.6	1.5	3.0	5.6			
G94.0	1.5	0.6	0.7	0.6	1.5	3.0	4.7			
G95.0	1.5	0.6	0.7	0.6	1.5	2.9	4.3			
G96.0	1.4	0.6	0.7	0.6	1.5	2.8	4.3			
G97.0	1.5	0.6	0.7	0.6	1.5	2.7	4.2			
G98.0	1.5	0.6	0.7	0.6	1.6	2.7	4.2			
G99.0	1.5	0.5	0.7	0.6	1.6	2.6	4.1			
G100.0	1.5	0.5	0.6	0.6	1.6	2.6	4.1			
G101.0	1.5	0.5	0.6	0.6	1.5	2.5	4.2			
G102.0	1.4	0.5	0.6	0.5	1.6	2.5	4.1			
G103.0	1.5	0.5	0.6	0.5	1.5	2.4	4.1			
G104.0	1.5	0.5	0.6	0.5	1.5	2.4	4.0			
G105.0	1.5	0.5	0.6	0.5	1.4	2.3	3.9			
G106.0	1.5	0.5	0.6	0.5	1.4	2.3	3.8			
G107.0	1.5	0.5	0.6	0.5	1.4	2.3	3.8			
G108.0	1.5	0.5	0.6	0.5	1.3	2.2	3.7			
G109.0	1.4	0.5	0.6	0.5	1.2	2.2	3.7			
G110.0	1.4	0.5	0.6	0.5	1.1	2.2	3.6			

C Plane (°):0.0-360.0: 22.5
 Test Lab: BACL
 Test Type: TYPE C
 Temperature:
 Operator:

Gamma Plane (°):0.0-180.0:1.0
 Test Device:
 Distance:
 Humidity:
 Inspector:

Candlepower Table (Continue 8)

Unit: cd

G\C	C225.0	C247.5	C270.0	C292.5	C315.0	C337.5	C360.0			
G111.0	1.3	0.5	0.6	0.5	1.1	2.1	3.6			
G112.0	1.2	0.5	0.6	0.6	1.1	2.0	3.6			
G113.0	1.2	0.5	0.6	0.6	1.1	2.0	3.5			
G114.0	1.2	0.6	0.6	0.6	1.1	1.9	3.5			
G115.0	1.2	0.6	0.6	0.6	1.0	1.8	3.4			
G116.0	1.1	0.6	0.7	0.6	1.0	1.8	3.3			
G117.0	1.1	0.6	0.7	0.6	1.0	1.7	3.2			
G118.0	1.2	0.6	0.7	0.7	1.0	1.6	3.1			
G119.0	1.2	0.6	0.7	0.7	1.1	1.6	3.0			
G120.0	1.2	0.7	0.7	0.7	1.1	1.5	2.9			
G121.0	1.2	0.7	0.8	0.7	1.1	1.5	2.9			
G122.0	1.2	0.7	0.8	0.7	1.1	1.5	2.8			
G123.0	1.3	0.7	0.8	0.7	1.1	1.5	2.8			
G124.0	1.3	0.7	0.8	0.7	1.1	1.5	2.7			
G125.0	1.3	0.7	0.8	0.7	1.1	1.4	2.7			
G126.0	1.3	0.7	0.8	0.7	1.1	1.4	2.7			
G127.0	1.3	0.7	0.8	0.7	1.1	1.4	2.7			
G128.0	1.2	0.7	0.8	0.7	1.1	1.4	2.7			
G129.0	1.2	0.7	0.8	0.7	1.1	1.5	2.6			
G130.0	1.2	0.7	0.8	0.8	1.1	1.5	2.6			
G131.0	1.2	0.7	0.8	0.8	1.1	1.5	2.6			
G132.0	1.1	0.7	0.8	0.8	1.1	1.5	2.6			
G133.0	1.1	0.8	0.8	0.8	1.1	1.5	2.5			
G134.0	1.1	0.8	0.8	0.8	1.0	1.5	2.5			
G135.0	1.1	0.7	0.8	0.8	1.0	1.5	2.5			
G136.0	1.1	0.7	0.8	0.8	1.0	1.5	2.5			
G137.0	1.0	0.7	0.8	0.8	1.0	1.4	2.4			
G138.0	1.0	0.7	0.8	0.8	1.0	1.4	2.4			
G139.0	1.0	0.7	0.8	0.8	0.9	1.4	2.4			
G140.0	1.0	0.7	0.8	0.8	0.9	1.4	2.4			
G141.0	1.0	0.7	0.8	0.8	0.9	1.4	2.3			
G142.0	1.0	0.7	0.8	0.8	0.9	1.4	2.3			
G143.0	0.9	0.7	0.8	0.7	0.9	1.3	2.3			
G144.0	0.9	0.7	0.8	0.7	0.9	1.3	2.3			
G145.0	0.9	0.7	0.7	0.7	0.8	1.2	2.3			
G146.0	0.9	0.7	0.7	0.7	0.8	1.2	2.3			
G147.0	0.9	0.7	0.7	0.7	0.8	1.1	2.3			

C Plane (°):0.0-360.0: 22.5
 Test Lab: BACL
 Test Type: TYPE C
 Temperature:
 Operator:

Gamma Plane (°):0.0-180.0:1.0
 Test Device:
 Distance:
 Humidity:
 Inspector:

Candlepower Table (Continue 9)

Unit: cd

G\C	C225.0	C247.5	C270.0	C292.5	C315.0	C337.5	C360.0			
G148.0	0.9	0.7	0.7	0.7	0.8	1.1	2.3			
G149.0	0.9	0.7	0.7	0.7	0.8	1.1	2.2			
G150.0	0.8	0.7	0.7	0.7	0.8	1.0	2.2			
G151.0	0.8	0.7	0.7	0.7	0.8	1.0	2.2			
G152.0	0.8	0.7	0.7	0.7	0.7	1.0	2.1			
G153.0	0.8	0.7	0.7	0.7	0.7	0.9	2.1			
G154.0	0.8	0.7	0.7	0.7	0.7	0.9	2.1			
G155.0	0.8	0.7	0.7	0.7	0.7	0.9	2.0			
G156.0	0.8	0.7	0.7	0.7	0.7	0.8	2.0			
G157.0	0.8	0.7	0.7	0.7	0.7	0.8	2.0			
G158.0	0.8	0.7	0.7	0.7	0.7	0.8	1.9			
G159.0	0.8	0.7	0.7	0.7	0.7	0.7	1.9			
G160.0	0.8	0.7	0.7	0.7	0.7	0.7	1.8			
G161.0	0.8	0.7	0.7	0.7	0.6	0.7	1.8			
G162.0	0.8	0.7	0.7	0.7	0.6	0.7	1.7			
G163.0	0.8	0.7	0.7	0.7	0.6	0.7	1.7			
G164.0	0.8	0.7	0.7	0.7	0.6	0.6	1.6			
G165.0	0.8	0.7	0.7	0.7	0.6	0.6	1.5			
G166.0	0.8	0.7	0.7	0.7	0.6	0.6	1.5			
G167.0	0.8	0.7	0.7	0.7	0.6	0.6	1.4			
G168.0	0.8	0.7	0.7	0.7	0.6	0.6	1.4			
G169.0	0.8	0.7	0.7	0.7	0.6	0.6	1.3			
G170.0	0.8	0.7	0.7	0.7	0.6	0.6	1.2			
G171.0	0.8	0.7	0.7	0.7	0.7	0.6	1.2			
G172.0	0.8	0.7	0.7	0.7	0.7	0.7	1.1			
G173.0	0.8	0.8	0.8	0.8	0.7	0.7	1.1			
G174.0	0.8	0.8	0.8	0.8	0.8	0.7	1.0			
G175.0	0.8	0.8	0.8	0.8	0.8	0.8	1.0			
G176.0	0.8	0.8	0.8	0.8	0.8	0.8	0.9			
G177.0	0.8	0.9	0.8	0.8	0.8	0.8	0.9			
G178.0	0.9	0.9	0.9	0.9	0.8	0.8	0.9			
G179.0	0.9	0.9	0.9	0.9	0.8	0.8	0.9			
G180.0	0.9	0.9	0.9	0.9	0.9	0.9	0.9			

C Plane (°):0.0-360.0: 22.5
 Test Lab: BACL
 Test Type: TYPE C
 Temperature:
 Operator:

Gamma Plane (°):0.0-180.0:1.0
 Test Device:
 Distance:
 Humidity:
 Inspector: