

LM-79-08 Test Report

For

P.Q.L., Inc.

(Brand Name: Superior Life®)

2285 Ward Avenue / Simi Valley, CA 93065

Outdoor Pole/Arm-Mounted Area and Roadway

Luminaires

Model name(s): 83930, 83931

Representative (Tested) Model: 83930 (3000K), 83931 (5000K)

Model Different: All construction and rating are the same, except CCT

Test & Report By:

Garman Mo

Engineer: Garman Mo

Date: May.24,2017

Review By:

Tommy Liang

Manager: Tommy Liang

Note: This report does not imply product certification, approval, or endorsement by NVLAP, NIST, or any agency of the Federal Government.

Laboratory: Standard-Tech Co. Ltd Testing Center
NVLAP CODE: 201011-0

Report Format Number STD/QR4909-A/2


Address: Standard-Tech Building, No.6 Guanhong Road,Guangzhou Science City, Guangzhou 510663, China

Tel: 8620-3229 0320 Fax: 8620-32290422 <http://www.standard-tech.com>

1.1 Product Information:

| | | |
|-------------------------------------------------------------------------|---------------------------------------------------------|-----|
| Organization Name | P.Q.L., Inc. | |
| Brand Name | Superior Life® | |
| Model Number | 83930, 83931 | |
| SKU (if available) | N/A | |
| Type of Luminaire (for integral lamps, list base type and lamp type) | Outdoor Pole/Arm-Mounted Area and Roadway Luminaires | |
| Rated Voltage / Frequency | 100-277Vac, 50/60 Hz | |
| Nominal Power | 200W | |
| Rated Initial Lamp Lumen | -- | |
| Declared CCT | 3000K,3500K,4000K,4500K,5000K | |
| LED Manufacturer | Philips Lumileds | |
| LED Model | LUXEON 3030 2D | |
| Sample Number | GZE1612102-AI1(3000K);AI2(5000K) | |
| Luminaire Aperture (for downlights) | -- | in. |
| Luminaire Length | -- | mm |
| Luminaires Width | -- | mm |
| Number of Units (modular products) | N/A | s |

Photo



1.2 Test Specifications:

| | |
|----------------------------|--------------------------------------------------------------------------------------------------------------------------------------------------------------------------------------------------------------------------------------------------------------------------------------------------------------------------------------------------------------------------------------------------------------------------------------------------------------------------------------------------------------------------------------------------------------------------------------------|
| Date of Receipt | May.21,2017 |
| Date of Test | May.22,2017 |
| Test item | <ol style="list-style-type: none"> 1. Total Luminous Flux 2. Luminous Distribution Intensity 3. Luminous Efficacy 4. Correlated Color Temperature 5. Color Rendering Index 6. Chromaticity Coordinate 7. Electrical Parameters |
| Reference Standard | <ol style="list-style-type: none"> 1. IES LM-79-2008 Electrical and Photometric Measurements of Solid-State Lighting Products 2. ANSI C78.377-2008 Specifications for the Chromaticity of Solid State Lighting Products 3. CIE 13.3-1995 Method of Measuring and Specifying Colour Rendering Properties of Light Sources 4. CIE 15-2004 Technical Report Colorimetry 5. IESNA LM-16-93 Practical Guide to Colorimetry of Light Source 6. IESNA TM-16-05 Technical Memorandum on Light Emitting Diode (LED) Sources and Systems |
| Reference Work Instruction | QD25 |

1.3 Test Methods

| |
|-----------------------------------------------------------------------------------------------------------------------------------------------------------------------------------------------------------------------------------------------------------------------------------------------------------------------------------------------------------------------------------------------------------------------------------------------------------------------------------------------------------------------------------------------------------------------------------------------------------------------------------------------------------------------------------------------------------------------------------------------------------------|
| <p>1) Photometric and Light Distribution Measurement – Goniophotometer Method: Photometric parameters were measured using the goniophotometer and software. The ambient temperature shall be maintained at 25° C ± 1° C, measured at a point not more than 1 m from the sample and at the same height as the sample. The sample was operated at 120 or rated Volts AC, 60Hz. It was stabilized before measurement was made. Luminous flux, luminaire efficacy, zonal lumen were calculated from the software taken at 1° vertical intervals and 22.5° horizontal intervals.</p> |
| <p>2) Chromaticity Measurement – Sphere-Spectroradiometer Method: Chromaticity parameters were measured using an integrating sphere, a spectroradiometer and software. The ambient temperature condition inside the sphere was maintained at 25° C ± 1° C. The sample measurements were made using a spectroradiometer connected by a fiber optic cable and detector through the detector port of the integrating sphere. The sample was operated at 120 or rated Volts AC, 60Hz. It was stabilized before measurement was made. Chromaticity coordinates, correlated color temperature and color rendering index were calculated from the spectral power distribution taken at 5 nm intervals over the range of 380 to 780 nm.</p> |
| <p>3) Electrical Measurements: Electrical parameters were measured using power meters incorporated in goniophotometer or sphere-spectroradiometer system. The ambient temperature surrounding the sample was maintained at 25° C ± 1° C. The sample was operated at 120 or rated Volts AC, 60Hz. It was stabilized before measurement was made. Voltage, frequency, current, power, power factor and total harmonic distortion were measured by and read from the power meter.</p> |

2.1 Electrical, Photometric and Chromaticity Measurements
(Refer to Work Instruction QD25)

| | | | |
|-------------------------|---------------|---------------------------------|---------|
| Test date | 2017-05-22 | Test Ambient: | 25.2 °C |
| Test Orientation | As intended | Stabilization Time (min) | 90 |
| Model Number | 83930 (3000K) | | |

Electrical Measurement:

| Sample No. | Voltage (Vac) | Frequency (Hz) | Current (A) | Power (W) | Power Factor | THD % |
|--------------------------|---------------|----------------|-------------|-----------|--------------|-----------|
| GZE161210 | 120.0 | 60 | 1.711 | 204.2 | 0.9948 | 6.82 |
| 2-AI1 | 277.0 | 60 | 0.7710 | 196.2 | 0.9187 | 15.04 |
| DLC Pass Criteria | | | | | >= 0.9(-3%) | <= 20(+5) |

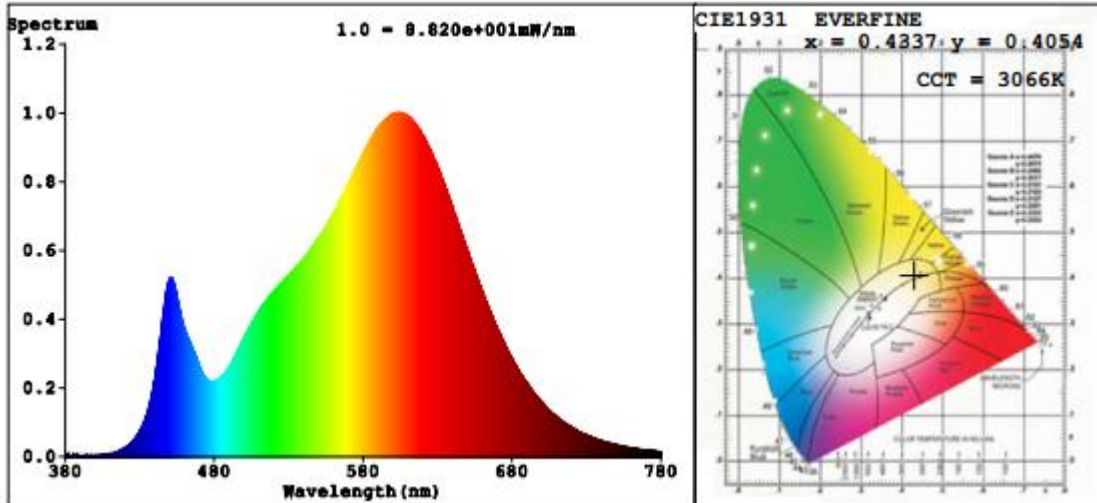
Chromaticity Measurement - Sphere-Spectroradiometer Method:

| Parameter | Result | Special Color Rendering Indices | | | |
|-----------------------------|---------------------|---------------------------------|----|-----|----|
| Test Voltage (V) | 120.0 | R1 | 82 | R9 | 11 |
| Frequency (Hz) | 60 | R2 | 91 | R10 | 80 |
| CCT (K) | 3066 | R3 | 97 | R11 | 81 |
| Duv | 0.0010 | R4 | 81 | R12 | 71 |
| Chromaticity (x, y) | x=0.4337 y=0.4054 | R5 | 82 | R13 | 84 |
| Chromaticity (u', v') | u'=0.2479 v'=0.5214 | R6 | 86 | R14 | 99 |
| Color Rendering Index (CRI) | 83.5 | R7 | 84 | R15 | 75 |
| R9 | 11 | R8 | 61 | -- | -- |

Photometric Measurement – Goniophotometer Method:

| Parameter | Result | | DLC V4.2 Pass Criteria | |
|-------------------------------------|--------|--------|------------------------|-------------|
| Test Voltage (V) | 120.0 | 277.0 | -- | |
| Frequency (Hz) | 60 | 60 | | |
| Total Luminous (lm) | 20264 | 20318 | >=1000 (±10%) | |
| Luminous Efficacy (lm/W) | 99.24 | 103.56 | Standard: >= | Premium: >= |
| Most worst Luminous/Highest Watts | 99.24 | | 100(-3%) | 120(-3%) |
| Zonal lumens in the 0-90° zone (%) | 99.8 | -- | >=100(-1) | |
| Zonal lumens in the 80-90° zone (%) | 0.6 | -- | <=10(+3) | |
| Beam Angle (°) | 83.8 | -- | -- | |
| Center Beam Candle Power (cd) | 3097 | -- | -- | |

Spectral Power Distribution & Chromaticity Diagram



Zonal Lumen Tabulation

| Zonal Lumen Summary | | |
|---------------------|----------|-------------|
| Zone | Lumens | % Luminaire |
| 0-30 | 3,632.2 | 17.9% |
| 0-40 | 7,455.1 | 36.8% |
| 0-60 | 17,296.3 | 85.4% |
| 60-90 | 2,929.2 | 14.5% |
| 70-100 | 672.8 | 3.3% |
| 90-120 | 10.9 | 0.1% |
| 0-90 | 20,225.6 | 99.8% |
| 90-180 | 38.3 | 0.2% |
| 0-180 | 20,263.8 | 100% |

| Lumens Per Zone | | | | | |
|-----------------|---------|---------|---------|--------|---------|
| Zone | Lumens | % Total | Zone | Lumens | % Total |
| 0-10 | 305.8 | 1.5% | 90-100 | 0.6 | 0% |
| 10-20 | 1,044.3 | 5.2% | 100-110 | 3.4 | 0% |
| 20-30 | 2,282.2 | 11.3% | 110-120 | 6.9 | 0% |
| 30-40 | 3,822.9 | 18.9% | 120-130 | 8.4 | 0% |
| 40-50 | 4,724.7 | 23.3% | 130-140 | 7.7 | 0% |
| 50-60 | 5,116.5 | 25.2% | 140-150 | 5.3 | 0% |
| 60-70 | 2,257.0 | 11.1% | 150-160 | 3.4 | 0% |
| 70-80 | 547.0 | 2.7% | 160-170 | 1.8 | 0% |
| 80-90 | 125.2 | 0.6% | 170-180 | 0.8 | 0% |

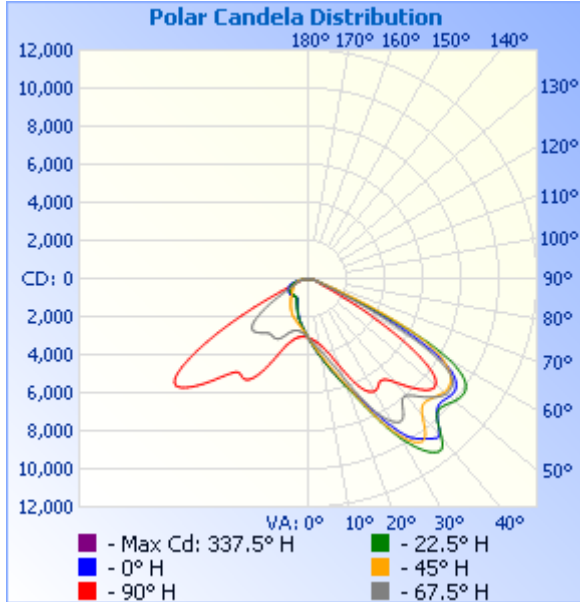
Laboratory: Standard-Tech Co. Ltd Testing Center
 NVLAP CODE: 201011-0

Report Format Number STD/QR4909-A/2

Address: Standard-Tech Building, No.6 Guanhong Road, Guangzhou Science City, Guangzhou 510663, China

Tel: 8620-3229 0320 Fax: 8620-32290422 <http://www.standard-tech.com>

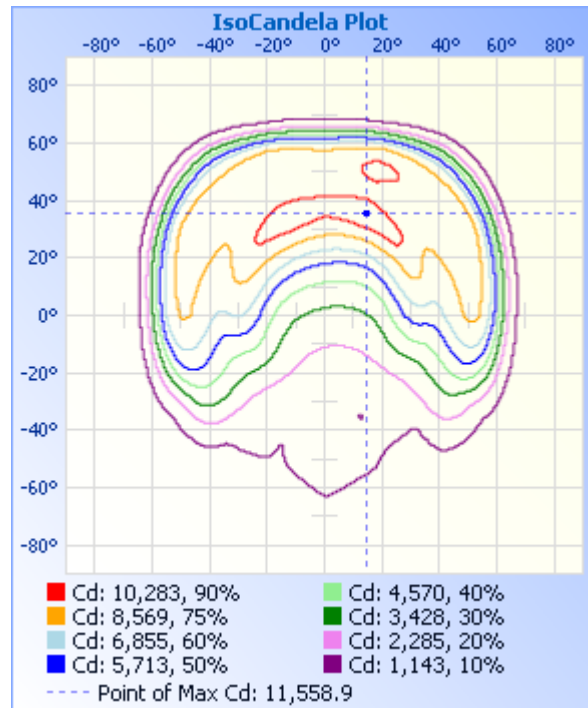
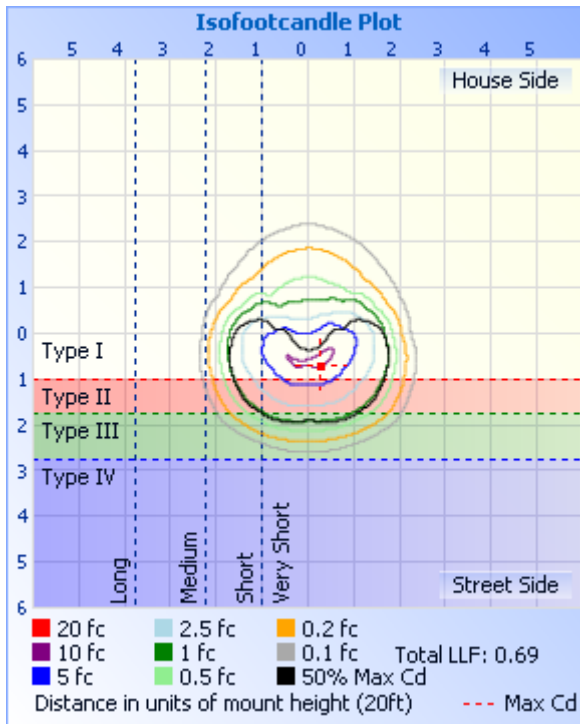
Photometric Data



Illuminance at a Distance

| | Center Beam fc | Beam Width | |
|---------|----------------|----------------|-----------------|
| 17.0ft | 10.7 fc | 14.3 ft | 47.2 ft |
| 34.0ft | 2.68 fc | 28.7 ft | 94.3 ft |
| 51.0ft | 1.19 fc | 43.0 ft | 141.5 ft |
| 68.0ft | 0.67 fc | 57.4 ft | 188.6 ft |
| 85.0ft | 0.43 fc | 71.7 ft | 235.8 ft |
| 102.0ft | 0.30 fc | 86.1 ft | 283.0 ft |

■ Vert. Spread: 45.8°
 ■ Horiz. Spread: 108.4°



Laboratory: Standard-Tech Co. Ltd Testing Center
 NVLAP CODE: 201011-0

Report Format Number STD/QR4909-A/2

Address: Standard-Tech Building, No.6 Guanhong Road, Guangzhou Science City, Guangzhou 510663, China

Tel: 8620-3229 0320 Fax: 8620-32290422 <http://www.standard-tech.com>

Table--1 UNIT: ×10cd

| C (DEG) \ γ (DEG) | 0 | 23 | 45 | 68 | 90 | 113 | 135 | 158 | 180 | 203 | 225 | 248 | 270 | 293 | 315 | 338 | |
|-------------------|------|------|------|------|------|------|------|------|------|------|------|------|------|------|------|------|--|
| 0 | 310 | 310 | 310 | 310 | 310 | 310 | 310 | 310 | 310 | 310 | 310 | 310 | 310 | 310 | 310 | 310 | |
| 5 | 306 | 324 | 342 | 355 | 363 | 363 | 356 | 342 | 324 | 305 | 287 | 273 | 267 | 267 | 274 | 288 | |
| 10 | 314 | 351 | 385 | 411 | 428 | 429 | 416 | 387 | 351 | 313 | 275 | 246 | 231 | 233 | 250 | 278 | |
| 15 | 340 | 394 | 441 | 481 | 510 | 512 | 493 | 452 | 401 | 340 | 274 | 222 | 196 | 201 | 232 | 282 | |
| 20 | 398 | 470 | 521 | 569 | 607 | 617 | 601 | 560 | 495 | 394 | 278 | 196 | 162 | 169 | 217 | 306 | |
| 25 | 512 | 611 | 646 | 690 | 735 | 769 | 763 | 724 | 620 | 449 | 276 | 169 | 133 | 141 | 201 | 346 | |
| 30 | 611 | 794 | 844 | 877 | 911 | 965 | 946 | 862 | 685 | 456 | 255 | 143 | 117 | 121 | 180 | 357 | |
| 35 | 617 | 888 | 1061 | 1083 | 1028 | 1112 | 1044 | 870 | 658 | 448 | 232 | 127 | 115 | 114 | 159 | 352 | |
| 40 | 657 | 796 | 978 | 1118 | 1072 | 1088 | 928 | 802 | 710 | 482 | 212 | 119 | 119 | 115 | 141 | 372 | |
| 45 | 783 | 886 | 931 | 1001 | 960 | 971 | 899 | 881 | 821 | 505 | 181 | 115 | 122 | 116 | 123 | 394 | |
| 50 | 886 | 992 | 983 | 1035 | 965 | 1001 | 929 | 943 | 871 | 454 | 139 | 113 | 123 | 116 | 109 | 382 | |
| 55 | 808 | 982 | 988 | 1053 | 946 | 1010 | 915 | 924 | 718 | 284 | 105 | 110 | 121 | 114 | 99.4 | 284 | |
| 60 | 476 | 729 | 826 | 901 | 733 | 861 | 787 | 667 | 351 | 125 | 90.2 | 104 | 117 | 108 | 92.6 | 151 | |
| 65 | 156 | 284 | 440 | 406 | 302 | 368 | 431 | 235 | 97.3 | 77.4 | 80.7 | 96.6 | 110 | 99.5 | 81.9 | 80.4 | |
| 70 | 62.7 | 70.6 | 119 | 82.9 | 90.4 | 78.5 | 118 | 66.2 | 58.6 | 61.4 | 65.5 | 83.7 | 99.0 | 85.5 | 67.1 | 62.2 | |
| 75 | 43.2 | 43.9 | 45.9 | 46.6 | 49.7 | 49.0 | 52.0 | 44.3 | 42.3 | 44.7 | 55.0 | 65.7 | 77.0 | 66.4 | 54.7 | 42.8 | |
| 80 | 26.0 | 24.9 | 24.8 | 21.1 | 21.4 | 21.7 | 26.0 | 26.8 | 27.5 | 27.7 | 43.9 | 40.5 | 35.8 | 40.6 | 41.1 | 26.2 | |
| 85 | 9.52 | 9.46 | 6.54 | 4.38 | 3.88 | 4.73 | 7.61 | 11.8 | 11.5 | 11.6 | 16.4 | 11.1 | 12.3 | 9.75 | 14.1 | 10.4 | |
| 90 | 0.07 | 0.07 | 0.08 | 0.09 | 0.09 | 0.15 | 0.13 | 0.10 | 0.05 | 0.05 | 0.03 | 0.04 | 0.05 | 0.10 | 0.08 | 0.06 | |
| 95 | 0.02 | 0.02 | 0.04 | 0.05 | 0.06 | 0.05 | 0.03 | 0.02 | 0.00 | 0.00 | 0.05 | 0.08 | 0.08 | 0.09 | 0.08 | 0.02 | |
| 100 | 0.04 | 0.02 | 0.03 | 0.05 | 0.06 | 0.05 | 0.03 | 0.02 | 0.04 | 0.10 | 0.22 | 0.30 | 0.25 | 0.34 | 0.32 | 0.16 | |
| 105 | 0.24 | 0.09 | 0.07 | 0.06 | 0.09 | 0.08 | 0.04 | 0.12 | 0.26 | 0.39 | 0.56 | 0.62 | 0.57 | 0.66 | 0.70 | 0.51 | |
| 110 | 0.62 | 0.28 | 0.12 | 0.13 | 0.14 | 0.12 | 0.08 | 0.36 | 0.60 | 0.80 | 0.86 | 0.92 | 0.80 | 0.93 | 0.94 | 0.93 | |
| 115 | 1.02 | 0.54 | 0.19 | 0.13 | 0.14 | 0.11 | 0.12 | 0.55 | 0.95 | 1.15 | 1.05 | 1.01 | 1.09 | 0.99 | 1.13 | 1.19 | |
| 120 | 1.24 | 0.69 | 0.27 | 0.14 | 0.14 | 0.12 | 0.14 | 0.64 | 1.09 | 1.26 | 1.34 | 1.34 | 1.17 | 1.23 | 1.39 | 1.25 | |
| 125 | 1.36 | 0.85 | 0.31 | 0.16 | 0.20 | 0.15 | 0.19 | 0.71 | 1.13 | 1.35 | 1.36 | 1.42 | 1.43 | 1.37 | 1.49 | 1.40 | |
| 130 | 1.41 | 0.92 | 0.35 | 0.21 | 0.20 | 0.15 | 0.23 | 0.76 | 1.30 | 1.42 | 1.36 | 1.88 | 1.61 | 1.79 | 1.54 | 1.46 | |
| 135 | 1.35 | 0.91 | 0.37 | 0.26 | 0.19 | 0.16 | 0.25 | 0.71 | 1.25 | 1.32 | 1.33 | 1.81 | 1.62 | 1.76 | 1.40 | 1.45 | |
| 140 | 1.28 | 0.85 | 0.35 | 0.28 | 0.20 | 0.19 | 0.24 | 0.67 | 1.11 | 1.29 | 1.00 | 1.67 | 1.41 | 1.55 | 1.16 | 1.50 | |
| 145 | 1.09 | 0.69 | 0.35 | 0.31 | 0.16 | 0.21 | 0.23 | 0.53 | 0.92 | 1.06 | 0.93 | 1.41 | 1.33 | 1.36 | 1.24 | 1.36 | |
| 150 | 0.95 | 0.60 | 0.43 | 0.34 | 0.25 | 0.28 | 0.31 | 0.49 | 0.82 | 0.89 | 1.02 | 1.27 | 1.38 | 1.25 | 1.35 | 1.18 | |
| 155 | 0.72 | 0.56 | 0.48 | 0.37 | 0.34 | 0.33 | 0.38 | 0.49 | 0.57 | 0.78 | 0.89 | 1.06 | 1.12 | 1.10 | 1.21 | 1.04 | |
| 160 | 0.59 | 0.51 | 0.51 | 0.44 | 0.40 | 0.38 | 0.42 | 0.48 | 0.59 | 0.63 | 0.67 | 0.86 | 0.93 | 0.92 | 0.98 | 0.89 | |
| 165 | 0.63 | 0.50 | 0.55 | 0.49 | 0.46 | 0.46 | 0.45 | 0.12 | 0.58 | 0.55 | 0.56 | 0.71 | 0.77 | 0.80 | 0.78 | 0.87 | |
| 170 | 0.72 | 0.59 | 0.68 | 0.61 | 0.52 | 0.60 | 0.61 | 0.52 | 0.69 | 0.68 | 0.68 | 0.93 | 1.20 | 1.25 | 1.22 | 1.16 | |
| 175 | 0.78 | 0.65 | 0.76 | 0.71 | 0.78 | 0.71 | 0.70 | 0.60 | 0.71 | 0.71 | 0.69 | 0.85 | 1.02 | 1.09 | 1.02 | 1.01 | |
| 180 | 0.68 | 0.66 | 0.77 | 0.76 | 0.84 | 0.72 | 0.79 | 0.64 | 0.67 | 0.67 | 0.66 | 0.75 | 0.77 | 0.84 | 0.73 | 0.77 | |

Laboratory: Standard-Tech Co. Ltd Testing Center
 NVLAP CODE: 201011-0

Report Format Number STD/QR4909-A/2

Address: Standard-Tech Building, No.6 Guanhong Road, Guangzhou Science City, Guangzhou 510663, China

Tel: 8620-3229 0320 Fax: 8620-32290422 <http://www.standard-tech.com>

2.2 Electrical, Photometric and Chromaticity Measurements
(Refer to Work Instruction QD25)

| | | | |
|-------------------------|---------------|---------------------------------|---------|
| Test date | 2017-05-22 | Test Ambient: | 25.2 °C |
| Test Orientation | As intended | Stabilization Time (min) | 90 |
| Model Number | 83931 (5000K) | | |

Electrical Measurement:

| Sample No. | Voltage (Vac) | Frequency (Hz) | Current (A) | Power (W) | Power Factor | THD % |
|--------------------------|---------------|----------------|-------------|-----------|--------------|-----------|
| GZE161210 | 120.0 | 60 | 1.727 | 205.0 | 0.9891 | 7.28 |
| 2-AI2 | 277.0 | 60 | 0.7825 | 198.0 | 0.9135 | 15.50 |
| DLC Pass Criteria | | | | | >= 0.9(-3%) | <= 20(+5) |

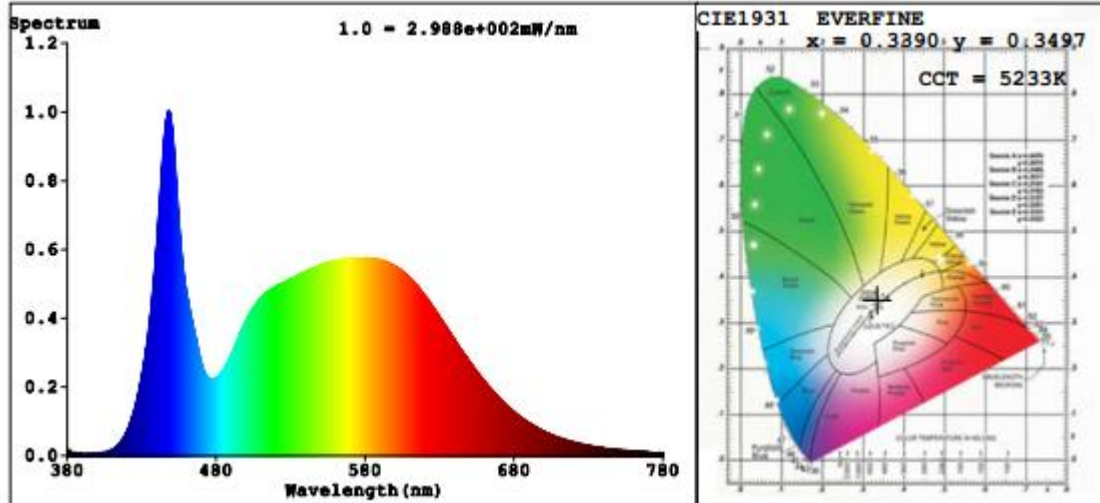
Chromaticity Measurement - Sphere-Spectroradiometer Method :

| Parameter | Result | Special Color Rendering Indices | | | |
|-----------------------------|---------------------|---------------------------------|----|-----|----|
| Test Voltage (V) | 120.0 | R1 | 82 | R9 | 13 |
| Frequency (Hz) | 60 | R2 | 87 | R10 | 69 |
| CCT (K) | 5233 | R3 | 90 | R11 | 85 |
| Duv | 0.0016 | R4 | 85 | R12 | 66 |
| Chromaticity (x, y) | x=0.3390 y=0.3497 | R5 | 84 | R13 | 83 |
| Chromaticity (u', v') | u'=0.2080 v'=0.4829 | R6 | 83 | R14 | 95 |
| Color Rendering Index (CRI) | 83.5 | R7 | 87 | R15 | 77 |
| R9 | 13 | R8 | 70 | -- | -- |

Photometric Measurement– Sphere-Spectroradiometer Method :

| Parameter | Result | | DLC V4.2 Pass Criteria | |
|-----------------------------------|--------|--------|------------------------|-------------|
| Test Voltage (V) | 120.0 | 277.0 | -- | |
| Frequency (Hz) | 60 | 60 | | |
| Total Luminous (lm) | 20998 | 21144 | >=1000 (±10%) | |
| Luminous Efficacy (lm/W) | 102.43 | 106.79 | Standard: >= | Premium: >= |
| Most worst Luminous/Highest Watts | 102.43 | | 100(-3%) | 120(-3%) |

Spectral Power Distribution & Chromaticity Diagram



Laboratory: Standard-Tech Co. Ltd Testing Center
NVLAP CODE: 201011-0

Report Format Number STD/QR4909-A/2

Address: Standard-Tech Building, No.6 Guanhong Road,Guangzhou Science City, Guangzhou 510663, China

Tel: 8620-3229 0320 Fax: 8620-32290422 <http://www.standard-tech.com>

2.3 Performance Assessment:

| Model name | CCT(K) | Total Luminous (lm) | Power (W) | Luminous Efficacy (lm/W) |
|----------------|--------|---------------------|---------------------|--------------------------|
| 83930 (3000 K) | 3000K | 20264 | 204.2 | 99.24 |
| 839XX (3500 K) | 3500K | 20448 ^{*1} | 204.6 ^{*2} | 99.94 ^{*3} |
| 839XX (4000 K) | 4000K | 20631 ^{*1} | 204.6 ^{*2} | 100.84 ^{*3} |
| 839XX (4500 K) | 4500K | 20815 ^{*1} | 204.6 ^{*2} | 101.74 ^{*3} |
| 83931 (5000 K) | 5000K | 20998 | 205.0 | 102.43 |

*1: This value is calculated and the calculation formula is as below:

$$20448 = (20998 - 20264) / 4 + 20264$$

$$20631 = (20998 - 20264) / 4 + 20448$$

$$20815 = (20998 - 20264) / 4 + 20631$$

*2: This value is calculated and the calculation formula is as below:

$$204.6 = (204.2 + 205.0) / 2$$

*3: This value is calculated and the calculation formula is as below:

$$99.94 = 20448 / 204.6$$

$$100.84 = 20631 / 204.6$$

$$101.74 = 20815 / 204.6$$

3. Test Equipment

| Equipment ID | Equipment Name | Last Calibration Date | Next Calibration Date |
|--------------|------------------------------------|-----------------------|-----------------------|
| ST-R-331 | 2 meter Integrating Sphere | 2016-07-01 | 2017-06-30 |
| ST-R-327 | Spectral analysis system HAAS-2000 | 2016-07-01 | 2017-06-30 |
| D204 | Standard Lamp | 2016-07-12 | 2017-07-11 |
| PF2010 | Power Meter for Integrating Sphere | 2016-07-01 | 2017-06-30 |
| GO-R5000 | Goniophotometer system | 2016-07-01 | 2017-06-30 |
| D908S | Standard Lamp | 2016-07-12 | 2017-07-11 |
| PF210 | Power Meter for Goniophotometer | 2016-07-07 | 2017-07-06 |

Expand Uncertainty:

Photometric Measurement (Sphere):2.04%, k=2

Chromaticity Measurement(Sphere):28.8K, k=2

Photometric Measurement(Goniophotometer):2.36%, k=2

******* END OF REPORT *******

Laboratory: Standard-Tech Co. Ltd Testing Center
NVLAP CODE: 201011-0

Report Format Number STD/QR4909-A/2

Address: Standard-Tech Building, No.6 Guanhong Road,Guangzhou Science City, Guangzhou 510663, China

Tel: 8620-3229 0320 Fax: 8620-32290422 <http://www.standard-tech.com>