



Item#: **90403**
LED HYBRID LINEAR T8
DUAL MODE INTERNAL DRIVER
(UL TYPE A AND TYPE B)

FEATURES

The LED T8 Linear Hybrid tubes provides exceptional lighting with reduced energy and maintenance costs. The hybrid tube works with or without a ballast, making it a top-of-the-line replacement for standard fluorescent lamps.

PLUG & GO™ OR SINGLE / DOUBLE ENDED DIRECT WIRE

Use with an instant start ballast as a direct replacement lamp or simple rewiring allows lamp to run directly off the main.

- Wide beam design
- Exceptional efficacy
- Tubes will work with shunted and non-shunted sockets
(See Additional Information on Page 2)

ELECTRICAL	LAMP	DLC® SYSTEM POWER
Wattage	15W	17.5W
Voltage	120-277V	
Current	230mA	
Power Factor	0.9	
Total Harmonic Distortion (THD)	20	




LIGHTING PERFORMANCE	
Lumens	2200
Lumens Per Watt (LPW)	126
Color Temperature (CCT)	4000K
Color Rendering (CRI)	80
R9 (Red Value)	--
Beam Angle	210°
Light Distribution	Type VS
BUG Rating (Backlight, Uplight, and Glare)	--
Dimmable Lighting Control	See Install Instructions

ENVIRONMENT		
Operating Temperature	-4° ~ 114°F	
Suitable Location	DAMP	
Ingress Protection Rating	IP20	
Suitable Fixture Type	Open	
Suitable for Emergency Fixtures/Ballasts	Plug & Go™ (Type A)	No
	Direct Wire (Type B)	Item #: 90405

LIFESPAN	
Average Life (Hours)	50,000
Warranty (Years)	5

COMPONENTS	
LED Light Source	--

CONSTRUCTION	
Housing	Glass / Plastic End Caps
Lens	Frosted
Base / Power Supply	G13 - Medium Bi Pin

QUALIFICATIONS	
	
	

Visit www.designlights.org/search to confirm qualification. • DLC lists the wattage of the system power. • Published lumens on LED products are approximate and may vary slightly. • Specifications are subject to change without notice.

Item#: **90403**
LED HYBRID LINEAR T8



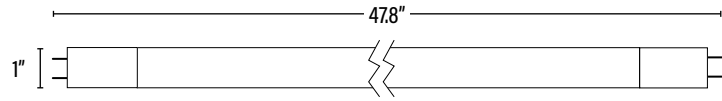
ITEM INFORMATION

DIMENSIONS (Inches)

Length (MOL)	47.8"
Width/Diameter (MOD)	1"
Net Weight (Lbs)	--

SUPPORTING DOCUMENTS (Grey = not available at this time.)

Product Sheet	VIEW
Install Instructions	VIEW
Ballast Compatibility	VIEW
IES Download from Web Item	VIEW
LM79	VIEW
LM80	VIEW



PACKAGING

		UPC	DIMENSIONS (LxWxH)	GROSS WEIGHT (Lbs)
Master Carton	25	--	48.8" x 5.9" x 5.9"	14.4
Individual Box	1	--	--	0.58
Country of Origin	China			
HS Tariff	--			

ORDERING

ITEM#	DESCRIPTION	CASE
90403	LED 4FT 15WT8/40K/TYPE A & B - DLC®	25

ACCESSORIES *Compatible in Direct Wire (Type B) Mode Only*

90405	LED 5W/90MIN. EMERGENCY BATTERY BACKUP FOR (1) T8 DIRECT WIRE LAMP 120/277V - T20C	25
-------	--	----

ADDITIONAL INFORMATION:

Family Item(s): 90403/4000K

- In direct wire application; shunted sockets use double ended wiring and non-shunted use single ended wiring. Please refer to install instructions for further details.
- PQL Direct-Wire (UL Type B) Lamps are designed for use with PQL LED-Ready fixtures (follow lamp wiring instructions). When using any alternate-brand fixture, please review the specific PQL lamp installation guide wiring requirements first, to make sure the fixture is compatible before lamp installation.