



91218

CMH T6 LAMP

CERAMIC METAL HALIDE


FEATURES

- Excellent color rendering
- Constant color over the life of the lamp
- Uniform lamp to lamp color
- Ultra-efficient energy usage

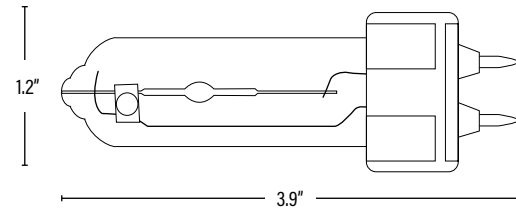
APPLICATION

Used in industrial, retail, outdoor, display, and down lighting.

PRODUCT DETAILS


ELECTRICAL	
Wattage	39W
Voltage	120V
ANSI Code	M130/E
LIGHTING PERFORMANCE	
Lumens	3300
Lumens Per Watt (Lm/W)	85
Color Temperature (CCT)	3000K
Color Rendering (CRI)	80
Beam Angle	N/A
Dimmable Lighting Control	
LIFESPAN	
Average Life (Hours)	9,000
Warranty (Years)	1
ENVIRONMENT	
Operating Temperature	-30°C ~ 55°C
Fixture Type	Enclosed
CERTIFICATIONS	
ⓔ EISA Compliant (Meets US Min. Efficiency standards)	Yes

CONSTRUCTION	
Housing	Quartz
Base / Power Supply	G12
Lens	Clear
Mercury Content (Hg)	4mg
PACKAGING	
Master Carton	192pc / N/A
Inner Carton	24pc / N/A
Individual Box	N/A
Country of Origin	China
HS Tariff	8539.32.0020
DIMENSIONS	
Dimensions (Inches)	3.9"(L) x 1.2"(DIA)



ORDERING

ITEM#	DESCRIPTION	CASE
91218	CMH39T6/830 - SUPERIOR LIFE®	24

 This lamp contains mercury. For proper lamp disposal contact your local municipal solid waste agency directly, call 888-537-4874 or visit lamprecycle.org for state-specific lamp recycling options.

Published lumens on products are approximate and may vary slightly.