

DACH-LED™ Round

Architectural LED Channel

Performance Data

CRI

80+

Tone-Select™ CCT Selectable

3500K, 4000K, 5000K

Projected Lifetime

>173,000 Hours (L70);
>50,000 Hours (L90)

Dimming

0-10V Dimming Standard,
100% down to 10%

Operating Temperature

-20°C to 40°C Ambient

UL Listed

Suitable for dry and damp
locations

Warranty

5 year Standard
10 year Optional

Client: _____ Order #: _____
Project Name: _____ Type: _____ Qty: _____



Description

The DACH-LED™ round series is a functional and multi-purpose channel family that incorporates premium performance and construction durability. The performance and application versatility makes this fixture usable in every application. This fixture can be installed using various mounting methods and numerous options and accessories are available (see Page 3). The DACH-LED™ round series can be the illumination solution in commercial, industrial, institutional and retail applications. An excellent choice for storage/utility areas, coves, display cases, shops, task and general area lighting.

Features

- Die formed channel.
- Powder coated white enamel finish after fabrication.
- Numerous KOs for easy installation.
- Also available in tandem 8' lengths, & tandem wired 16' lengths.
- LED driver is 0-10V dimming standard.
- Operating Temperature: -20°C to 40°C Ambient
- OPTICS: Architectural frosted diffuse lens eliminates pixelation, improves uniformity and minimizes glare.
- Performs at up to 130 lumens per watt; CRI: 80+
- Tone-Select™ allows users to select between 5000K, 4000K, and 3500K in the field by simply switching an easily accessible three position switch. Fixture comes set/standard at 40K.

Ordering Information

A FIXTURE SERIES

DACH-LED™ Round Architectural
LED Channel Luminaire

B LENGTH

2	2'
4	4'
8	8'

C WATTAGE/LUMENS (LENGTH 2)

22	22W/2350 ¹
----	-----------------------

WATTAGE/LUMENS (LENGTH 4)

22	22W/2860 ¹
28	28W/3640 ¹
36	36W/4680 ¹
44	44W/5720 ¹

(LENGTH 8)

48	48W/6240 ¹
68	68W/8840 ¹
90	90W/11700 ¹

D CCT

354050 3500K-4000K-5000K

E VOLTAGE

U 120-277V

F HOUSING

R Round

G OPTIONS

E Emergency
#54890 Motion Sensor

H WARRANTY²

- 5 Year Warranty
10 10 Year Warranty
10L 10 Year Warranty including labor

¹ Delivered Lumens (4000K)

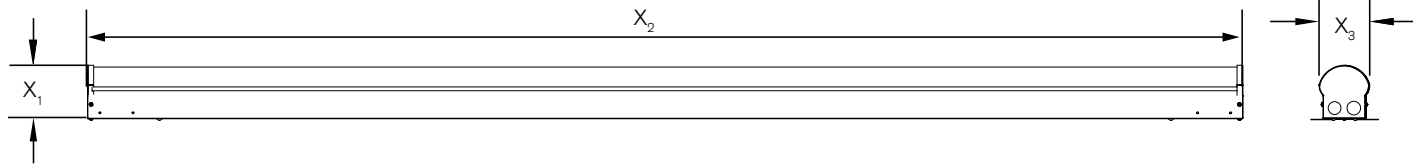
² 5 Year Warranty is Standard unless specified



Qualification Model #:

DP-DS-2-22-3CCT-[Blank,EM]-[Blank,MS,BT]
DP-DS-4-22-3CCT-[Blank,EM]-[Blank,MS,BT]
DP-DS-4-28-3CCT-[Blank,EM]-[Blank,MS,BT]
DP-DS-4-36-3CCT-[Blank,EM]-[Blank,MS,BT]
DP-DS-4-44-3CCT-[Blank,EM]-[Blank,MS,BT]
DP-DS-8-48-3CCT-[Blank,EM]-[Blank,MS,BT]
DP-DS-8-68-3CCT-[Blank,EM]-[Blank,MS,BT]
DP-DS-8-90-3CCT-[Blank,EM]-[Blank,MS,BT]

Dimensions



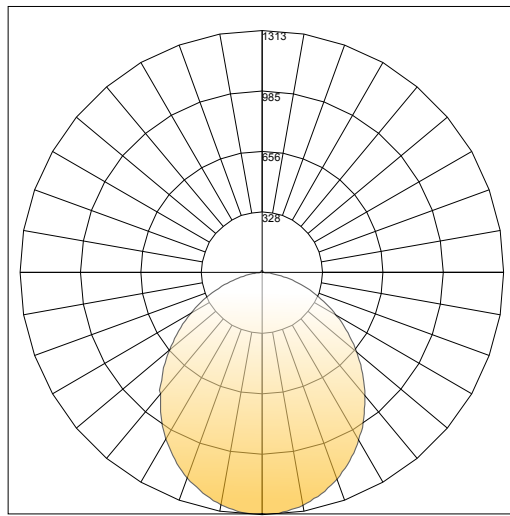
	X ₁	X ₂	X ₃
4'	3.59"	47.63"	2.87"
8'	3.59"	92.91"	2.87"

REPLACEMENT DRIVER

DACH-LED222354	SR25W500CUL-03
DACH-LED436354	SR42W1000CUL07
DACH-LED436-MS	SR42W1000CUL-07
DACH-LED868354	SR100W2000CUL07

Photometric

POLAR GRAPH
DACH-LED-36-35050-U-R



Maximum Candela = 1341.781 Located At Horizontal Angle = 0, Vertical Angle = 1
1 - Vertical Plane Through Horizontal Angles (0 - 180) (Through Max. Cd.)

COEFFICIENTS OF UTILIZATION - ZONAL CAVITY METHOD

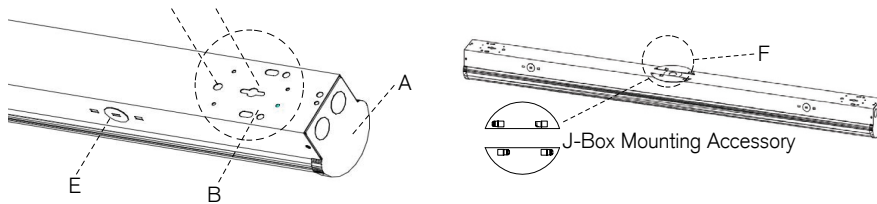
Effective Floor Cavity Reflectance 0.20

RC	80				70				50			30			10			0
	70	50	30	10	70	50	30	10	50	30	10	50	30	10	50	30	10	0
0	177	177	177	177	113	113	113	113	106	106	106	100	100	100	94	94	94	92
1	105	99	94	89	101	96	91	87	90	86	83	85	82	79	80	77	75	72
2	95	85	78	71	91	83	76	70	78	72	67	73	68	64	69	65	62	59
3	86	75	66	59	83	72	64	58	68	61	55	64	58	54	61	56	52	49
4	78	66	57	50	75	64	55	49	60	53	47	57	52	46	54	48	44	42
5	72	59	49	42	59	57	48	42	54	46	41	51	44	39	48	43	38	36
6	66	53	44	37	64	51	43	36	49	41	35	46	40	34	44	38	33	31
7	62	48	39	32	59	47	38	32	44	37	31	42	35	30	40	34	30	28
8	57	44	35	29	55	42	34	29	40	33	28	39	32	27	37	31	27	25
9	54	40	32	26	52	39	31	26	37	30	25	36	29	25	34	28	24	22
10	50	37	29	23	48	36	28	23	34	28	23	33	27	22	32	26	22	20

LUMINANCE DATA (cd/sq.m)

Angle In Degrees	Angle In Degrees	Angle In Degrees	Angle In Degrees
45	13954	7851	7168
55	12315	6298	5915
65	10372	5026	4885
75	7707	4015	4061
85	3550	3250	3410

Mounting Details



A:	End Cap
B:	Suspension-mount with v-hook
C:	Surface Mount
D:	T-Bar Clip Mounting hole
E:	Wiring Knockout

Accessories (Ordered and Shipped Separately)

Mounting	
5011003-6	V-hook and Aircraft Cable Suspension Kit - 6'
5011003-10	V-hook and Aircraft Cable Suspension Kit - 10'