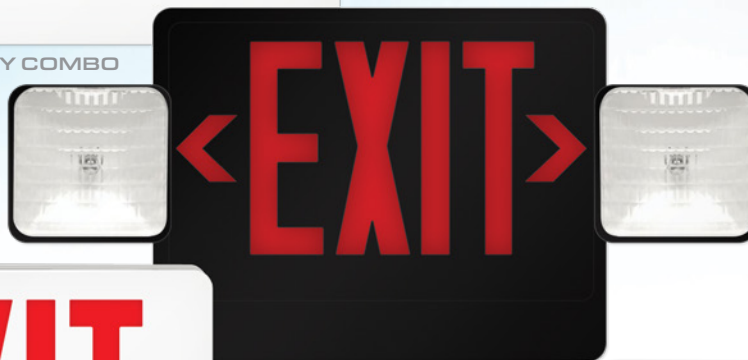




EXIT & EMERGENCY COMBO



EXIT SIGNS



EMERGENCY LIGHTS

EMERGENCY

LIGHTING • EXITS SIGNS • DRIVERS • BALLASTS

Superior Life® Emergency Lighting offers a wide range of premium quality, reliable emergency lighting solutions. Our products are long-life, energy-efficient, and built to the toughest specifications.

FEATURES

- Long Life LEDs
- Premium-quality maintenance-free Drivers & Ballasts
- Designed for compatibility with modern lighting systems
- Different power levels available
- Energy-efficient designs
- Built for reliability and safety

APPLICATIONS

COMMERCIAL & INDUSTRIAL



Commercial Buildings

Office and Retail Spaces

Restaurants and Hotels

WARRANTY*

QUALIFICATIONS



* Warranty and Qualifications vary, see technical data for specific information.





EXIT SIGNS

WATTS	ITEM#	DESCRIPTION	LETTERING	SURFACE	HOUSING	BATTERY	VOLTS	CASE
2	82208	LED UNIV EXIT SIGN - BATTERY BACKUP	RED (6")	SINGLE OR DOUBLE	WHITE	YES	120/277	12
	82205	LED UNIV EXIT SIGN - BATTERY BACKUP	GREEN (6")	SINGLE OR DOUBLE	WHITE	YES	120/277	12

EXIT & EMERGENCY COMBO

WATTS	ITEM#	DESCRIPTION	LETTERING	SURFACE	HOUSING	BATTERY	VOLTS	CASE
3.8	82210	LED UNIV EXIT & EMERGENCY COMBO - BATTERY BACKUP	RED (6")	SINGLE OR DOUBLE	WHITE	YES	120/277	2
	82267	LED UNIV EXIT & EMERGENCY COMBO/BLK - BATTERY BACKUP	RED (6")	SINGLE OR DOUBLE	BLACK	YES	120/277	2
	82206	LED UNIV EXIT & EMERGENCY COMBO - BATTERY BACKUP	GREEN (6")	SINGLE OR DOUBLE	WHITE	YES	120/277	2

EMERGENCY LIGHTING

WATTS	ITEM#	DESCRIPTION	HOUSING	BATTERY	VOLTS	CASE
10	82211	FIXED EMERGENCY LIGHT - BATTERY BACKUP	WHITE	YES	120/277	6
1	82257	FIXED LED EMERGENCY LIGHT - BATTERY BACKUP	WHITE	YES	120/277	12
2.5	82201	ADJUSTABLE SQUARE LED EMERGENCY LIGHT - BATTERY BACKUP	WHITE	YES	120/277	6
	82269	ADJUSTABLE SQUARE LED EMERGENCY LIGHT/BLK - BATTERY BACKUP	BLACK	YES	120/277	6
6	82228	OUTDOOR DIE CAST EMERGENCY LIGHT 6W XENON/DARK BRONZE - W/SELF-DIAGNOSTIC	DK. BRONZE	YES	120-277	6
15	82258	LED OUTDOOR DIE CAST EMERGENCY LIGHT 15W/120-277V/DARK BRONZE - W/SELF-DIAGNOSTIC	DK. BRONZE	YES	120-277	6

FLUORESCENT BALLASTS

WATTS	ITEM#	DESCRIPTION	VOLTS	CASE
	82195	700 LUMENS 1 OR 2 LAMP 2' - 8' T8/T10/T12/U-BEND/CIRCLINE	120-277	10
	82233	1300 LUMENS 1 OR 2 LAMP 2' - 8' T8/T10/T12/U-BEND/CIRCLINE	120-277	10
	82197	1400 LUMENS 2 LAMP 54W T5, T8-T12 HO/VHO	120-277	10

LED FIXTURE EMERGENCY PACKS

WATTS	ITEM#	DESCRIPTION	VOLTS	CASE
INTEGRATED TYPE				
8	55319	EMERGENCY PACK FOR LED FIXTURE 8W/90 MIN - INTEGRATION TYPE	120-277	1
16	55320	EMERGENCY PACK FOR LED FIXTURE 16W/90 MIN - INTEGRATION TYPE	120-277	1
25	55321	EMERGENCY PACK FOR LED FIXTURE 25W/90 MIN - INTEGRATION TYPE	120-277	1
SPLIT TYPE/L				
8	55390	EMERGENCY PACK FOR LED FIXTURE 8W/90 MIN - SPLIT TYPE/L	120-277	1
16	55391	EMERGENCY PACK FOR LED FIXTURE 16W/90 MIN - SPLIT TYPE/L	120-277	1
25	55392	EMERGENCY PACK FOR LED FIXTURE 25W/90 MIN - SPLIT TYPE/L	120-277	1

LED LAMP EMERGENCY DRIVER *(For select T8 Direct Wire Lamps)*

WATTS	ITEM#	DESCRIPTION	VOLTS	CASE
5	90405	LED 5W/90MIN EM. DRIVER FOR SELECT T8 DIRECT WIRE LAMPS 120/277V - SL® <i>(See technical data sheet for lamp compatibility)</i>	120-277	25



FLUORESCENT BALLASTS



INTEGRATED



SPLIT TYPE



90405

