

GO-LED™ Fixture

Client: _____
Project Name: _____

Order #: _____
Type: _____ Qty: _____

Architectural LED Luminaire

Performance Data

CRI

80+

Tone- Select™ - CCT Selectable

3500K, 4000K, 5000K, 5W

Projected Lifetime

>54,000 Hours (L70);
>51,000 Hours (L90)

Dimming

0-10V Dimming Standard,
10% to 100%

Operating Temperature


-30°C to +50°C Ambient

Safety Listed

UL and cUL, Suitable for dry
and damp locations; IC-rated

Warranty

5 year Standard
10 year Optional



Description

Introducing the GO-LED™ Fixture: a design-driven solution for upgrading fluorescent troffers to advanced LED technology. Perfect for commercial spaces like offices, classrooms, healthcare facilities, and retail areas. Our GO-LED™ Fixtures are easily installable and cost-effective. They come standard with dimmable capabilities and boast market-leading LED technology, reaching up to 152 lumens per watt in efficiency. Crafted with top-notch components and finishes, these fixtures ensure consistent and balanced lighting even when mixing configurations within the same space. The main diffuser and slanted troffer design minimize glare, providing soft and comfortable illumination for inhabitants. With their appealing aesthetics and simple installation, the GO-LED™ Fixture family can effortlessly transform any space in minutes.

Features

- High reflectance optical engine delivers main beam focus through the optically designed acrylic lens.
- Linear ribbed acrylic lens overlay manages the balance of efficiency and aesthetics.
- Delivers efficacy of up to 152 lm/W
- Linear arrayed LED modules provide soft, but effective illumination.
- Frosted acrylic lens easily removes for cleaning.
- Dimming (0-10V) and Architectural Narrow lens are standard.
- Tone-Select™ allows users to select between 5000K, 4000K, and 3500K in the field by simply switching an easily accessible three position switch. Fixture comes set/standard at 40K.

Ordering Information

A FIXTURE SERIES

GO-LED™ Architectural LED
Fixture

B SIZE

22 2 x 2
24 2 x 4

C WATTAGE/LUMENS (SIZE 22)

24 24W/3600¹
39 39W/5694¹
(SIZE 24)
32 32W/4864¹
39 39W/5772¹

D CCT

354050 3500K-4000K-5000K
5W 5 Channel Color Tuning²

E VOLTAGE

U 120-277V

F FIXTURE TYPE

F Fixture

G OPTIONS

E	Emergency
AR	Air Supply/Return ⁵
VWO	Lutron Vive System Enabled Fixture (Integral RF only) Standard DALI X% Driver or ES1/ES5 EcoSystem driver w/DBI link interface ⁴
VWSO	Lutron Vive Wireless Fixture (Integral RF w/Occ & Daylight Sensor Standard DALI X% Driver or ES1/ES5 EcoSystem driver w/DBI link interface
ES1	Lutron LDE1 Series EcoSystem 1% Dimming with Soft On Fade to Black
ES5	Lutron LDE5 Series EcoSystem 5% dimming
EO	EnlightedONE System ³
EC	Enlighted Connect
ET	Enlighted IOT

H WARRANTY⁶

-	5 Year Warranty
10	10 Year Warranty
10L	10 Year Warranty including labor

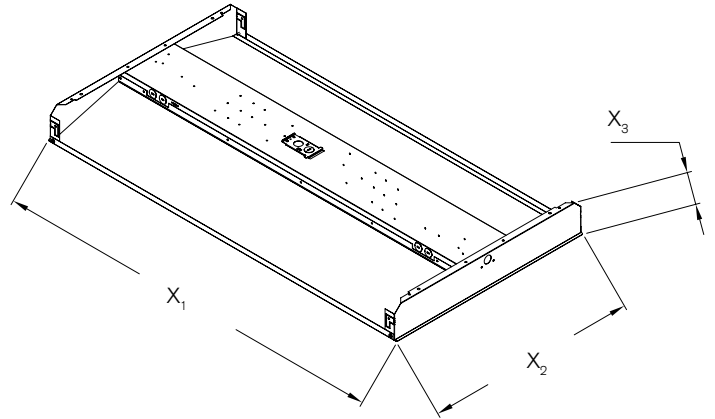
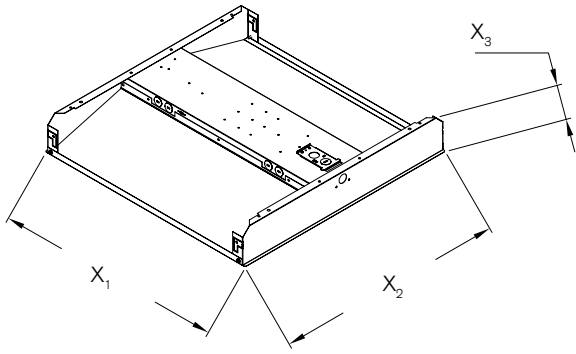
¹ Delivered Lumens (4000K) - See Lumen Chart on Page 2
² See Pages 4 for more info
³ See more info on Page 6
⁴ VWO option shipped separately from fixture
⁵ Consult factory for details
⁶ 5 Year Warranty is Standard unless specified



Qualification Model #:

GO-LED14-24-3CCT-U-F-[Blank,EM]-[Blank,MS,BT]
GO-LED22-24-3CCT-U-F-[Blank,EM]-[Blank,MS,BT]
GO-LED24-32-3CCT-U-F-[Blank,EM]-[Blank,MS,BT]

Dimensions



	X ₁	X ₂	X ₃
2 x 2	23.78	23.78	3.70
2 x 4	47.80	23.78	3.70

REPLACEMENT DRIVER

GO-LED22243540	SR30W600CUL03
GO-LED24323540	
GO-LED22393540	SR42W1000CUL07
GO-LED24393540	

REPLACEMENT DRIVER

GO-LED14-2440	SR42W1000CUL-07
GO-LED22-2440	
GO-LED24-3240	

Lutron Options

VW0 Lutron Vive System Enabled Fixture(External RF only) Standard 0-10V X% Driver

VWS0 Lutron Vive Wireless Fixture (External RF w/Occ & Daylight Sensor) Standard DALI X% Driver

ES1 EcoSystem digital control, Hi-lume 1% EcoSystem LED driver with Soft-on, Fade-to- Black. Ideal for conference rooms, restaurants, lobbies, ballrooms, and lecture halls. Benefits include: All benefits of the ES5 series plus beautiful, smooth flicker-free dimming down to 1% and a Soft-on, Fade-to- Black™ feature, which provides an incandescent-like experience when transitioning from off to 1% and vice versa.

ES5 ES5 - EcoSystem digital control, 5-Series EcoSystem LED driver. Flicker-free dimming from 100% to 5%.

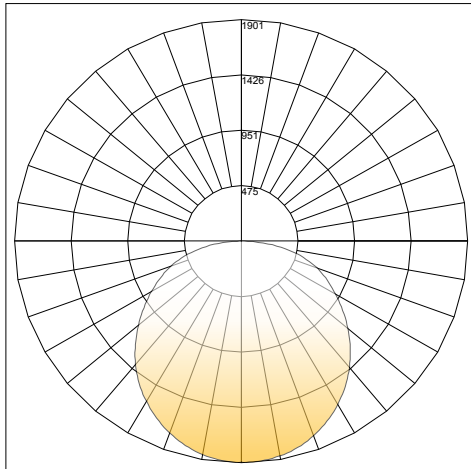
Lutron Vive Lighting Control System (applies to VW0 and VWS0 options)

Lutron Vive is a revolutionary wireless lighting control solution for new and existing commercial buildings, combining a variety of lighting control strategies with controls and sensors to maximize efficiency and system flexibility. A Lutron Vive lighting control solution can reduce energy consumption by 60% or more by employing the following strategies:

- Occupancy/vacancy sensing turns lights on when occupants are in a space and off when they vacate the space.
- Daylight harvesting dims electric lights when daylight is available to light the space.
- Scheduling provides pre-programmed changes in light levels based on time of day.
- Demand response automatically reduces lighting loads during peak electricity usage times.
- Plug load control automatically turns off loads after occupants leave a space.
- Personal dimming control gives occupants the ability to adjust the light level.
- HVAC integration controls heating,ventilation, and air conditioning systems through contact closure, or BACnet protocol.
- System Optimization Service from Lutron identifies important lighting control adjustments to save additional energy and create a more productive work environment on an ongoing basis.
- High-end trim sets the maximum light level based on customer requirements in each space.

Photometric - Polar Graph

Polar Graph - 24 39W 3500K



Delivered Lumens: 5772
CRI: 85

Lumen Chart

Size	Wattage	3500K		4000K		5000K	
		Lumens	LPW	Lumens	LPW	Lumens	LPW
2x2	24	3336	139	3600	150	3552	148
	39	5265	135	5694	146	5460	140
2 x 4	32	4512	141	4864	152	4672	146
	39	5343	137	5772	148	5538	142

Air Return Option

Air Supply/Return



Close-Up View



SPECTRUM COLOR

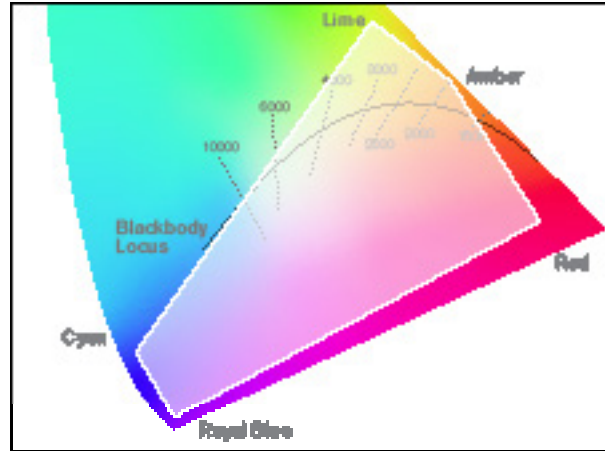
5 Channel Color Tuning

Spectrum Color mixes five different colors of high brightness, broad spectrum LEDs – none of which are white – to deliver light that is 2 MacAdam ellipses about the Planckian curve at 90+ CRI across the tuning range. The result: light that accurately depicts – across the full tuning range – the object’s color as compared to its color in true sunlight.

The number of control channels deployed in a color tuning system impacts the quality of the light and consistency of color. It also affects the color tuning range, the level of gamut control and the efficacy of the solution.

The benefits of Spectrum Color include:

- Perfectly natural white light.
- On-Planckian tuning from 1650K to 8000K.
- Dimming from 100% to 1% while maintaining CCT, or variable CCT from 3050K down to 1800K to match traditional incandescent or MR-16 lamp dimming
- Industry-leading color rendering (Ra) greater than 90, throughout the tuning range.
- Gamut control for unlimited control and customization of lighting design using the Saturation and Hue controls.
- Consistent color of 2 SDCM about the Planckian Curve over the life of the module.
- 5 Channel Color Tuning must be controlled using DMX protocol only.




Five Color LEDs (1650K – 8000K)

Tunable range is within the white shaded gamut. With Spectrum you can go off the curve to change saturation and hue.

Example Control Options



SM-8
(SM-8)
The SM-8 is a Wall-Mounted DMX Controller with 8 preset static lighting scenes.



STICK
(280188)
The STICK is a Wall-Mounted Smart DMX Controller with USB and Ethernet connectivity. Users can load multiple zones with static and transient scenes, and attach photos to each scene that will appear on the LCD screen.

Enlighted Micro Sensor

Overview

The Micro Sensor is a complete sensing and lighting control node powered from its attached light fixture. An innovative carrier-based mounting design supports easy installation and replacement. With integrated wireless communications for data transmission and remote configuration as well as autonomous fixture-level control, this sensor brings advanced lighting automation to a whole new level.

The Enlighted Micro Sensor

Body	L	0.88"	22.5mm
	Dia	0.73"	18.5 mm
Bezel	Dia.	1.06"	27.0 mm

The Enlighted Fixture Carrier

Body	L	0.51"	13 mm
	Dia	0.81"	20.7 mm
---	---	---	---



Features & Benefits

Bluetooth Low Energy:

An embedded BLE radio allows the sensor to receive and transmit beacons as well as support communication with lighting control devices and other sensors.

Enlighted Sensor Interface (ESI):

IoT Ready™ LED drivers and Enlighted Control Units communicate with the sensor directly via a serial interface. The ESI provides access to device information, energy consumption, and digital lighting control.

Localized Lighting Control:

Light-level schedules, preferences, and behavior profiles for each fixture are wirelessly communicated during system setup and locally stored to ensure continuous operation.

Driver Compatibility:

Dimming and on/off control signaling for standard 0-10V ballasts and drivers in LED and fluorescent light fixtures.

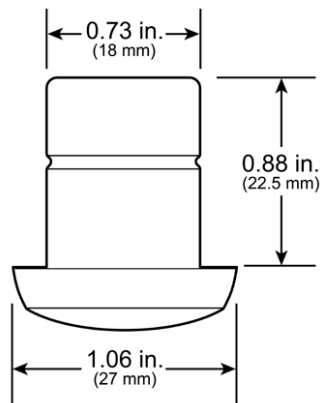
Standards-Based Networking and Security:

The Enlighted 802.15.4 wireless network with AES-128 encryption delivers secure, reliable communication that coexists with Wi-Fi networks by sensing low-traffic channels and transmitting in bursts.

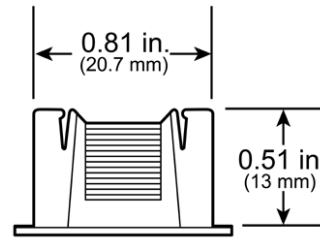
Mounting

The Enlighted Micro Sensor is designed to be easily mounted into lighting fixtures or ceiling tiles such that only the discreet white faceplate is visible. The sensor slides into a carrier sleeve fitting a standard 1/2 inch trade size knockout or 7/8 inch (22 mm) hole. Carrier sleeves compatible with either lighting fixtures or ceiling tiles are available. Sensor replacement requires no tools—simply slide the sensor out of the carrier, unplug the connector, and install the new sensor.

Micro Sensor



Carrier



Occupancy and Thermal Sensing:

A digital Passive Infrared (PIR) sensor combined with separate ambient and temperature sensing support precise motion identification while minimizing false detection events.

IoT Sensing Node:

When configured as an IoT Node, the sensor streams comprehensive live data for use with Enlighted's real-time location and analytics software applications. This option is available directly from the factory or as a remote upgrade.

Daylight Harvesting:

Captured ambient light information is locally processed to raise and lower light levels based on available daylight.

Edge Sensing:

Local processing capability supports advanced sensing and detection algorithms, providing optimization of existing features and enabling future applications.

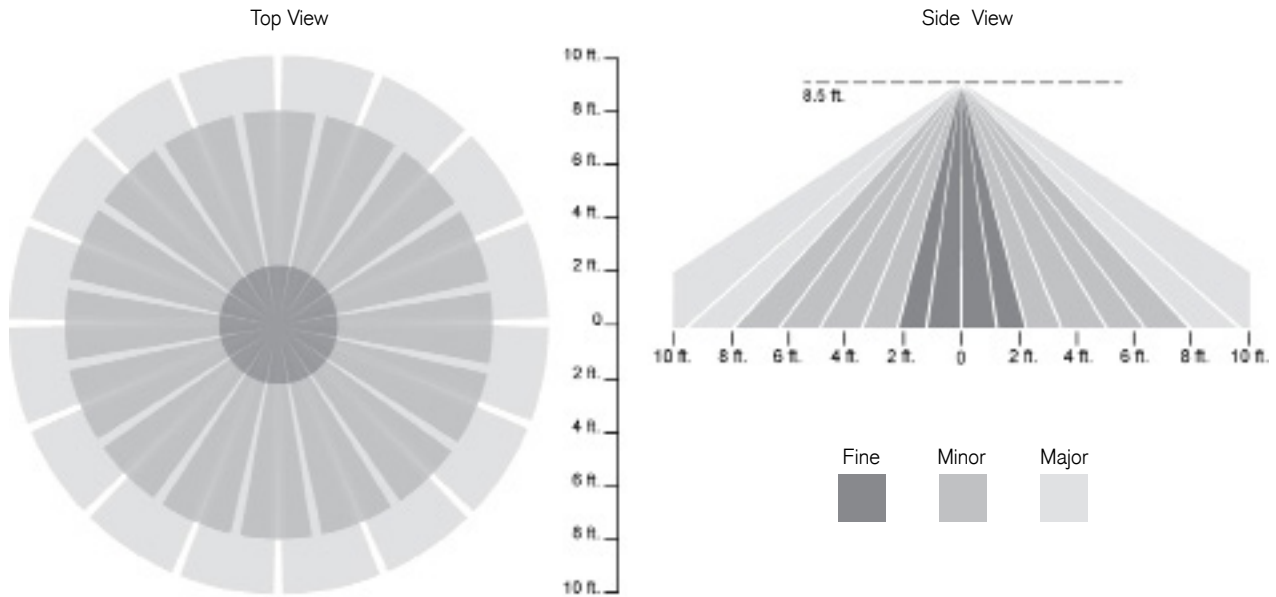
Room and Zone Control:

Pairs with room control switches for code-compliant manual-on or auto-off capability. Sensors can be grouped into zones that share occupancy sensing data and coordinate light control based on detected motion.

Sensor Coverage Patterns

The Enlighted Micro Sensor incorporates an optical Fresnel lens that works with the digital Passive Infrared (PIR) sensor to detect occupancy and motion. The multifaceted lens focuses light onto the PIR to produce an all-encompassing field of view through aggregation of many narrow fields of view. When the Micro Sensor is deployed as recommended, the area covered by each sensor overlaps, reinforcing coverage and accuracy across the entire floor plan.

Ceiling Height	Fine Motion (Radius)	Minor Motion (Radius)	Major Motion (Radius)
8.5 ft/2.6 m	2.3 ft/0.7 m	8 ft/2.4 m	10 ft/3.0 m
15 ft/4.6 m	4.0 ft/1.2 m	10 ft/3.0 m	18 ft/5.5 m



Technical Specifications

Motion Sensing:	Digital Passive IR
Photosensor:	Light Pipe/Photosensor Array
Enclosure:	ABS/Polycarbonate blend
Type:	Closed Loop Light Sensor
Operating Temp:	32° to 122° F / 0° to 50° C
Radio Frequency:	2400–2483.5 MHz
Wireless Protocol:	IEEE 802.15.4
Wireless Range:	150 ft. (46 m) radius open range
Encryption:	AES-128
Bluetooth 4.0 Low Energy (BLE)	
Operating Frequency:	2400–2483.5 MHz
IEEE Standard:	802.15.1

Ordering Information

SU-5E-IoT	IoT Sensor
SU-5E-CL	Connected Lighting Sensor
SU-CL-IoT-UPG	Connected Lighting to IoT Sensor Upgrade
TMC-SU-5E	Tile Mount Carrier
CPL-RJ45	Female RJ45 Coupler
CBL-5E-CU4-30N	30 inch Sensor Cable for CU-4 and IoT Ready™ drivers
CBL-5E-CU4-7F	7 foot Sensor Cable for CU-4 and IoT Ready™ drivers

Compliance

Europe	CE RoHS REACH
United States	FC
Canada	

Warranty: 5 years

View www.enlightedinc.com/limited-warranty-terms for complete terms and conditions