

**PQL**  
PREMIUM QUALITY LIGHTING®  
M2 ARCHITECTURAL








**HOSPITALITY**





## PENDANT

Vega™ Forms combines modern geometric design with high-performance functionality. Available in distinct shapes such as Cube, Triad, X, Triangle, Hex, and Chevron, each fixture delivers soft, ambient illumination while enhancing the aesthetics of any environment. Ideal for lobbies, reception areas, front desks, and lounge spaces, Vega™ Forms brings a clean, architectural presence that elevates both style and purpose in commercial interiors.









## WALL MOUNT


Wall mounted lighting enhances safety and creates visual consistency in transitional areas such as corridors, stairwells, elevators, and lounge areas. By integrating wall mount fixtures, these spaces become both functional and visually unified. Wall lighting improves wayfinding and visibility while elevating the overall ambiance of the hotel or resort. Careful fixture selection and placement ensure a seamless balance of safety, design, and style throughout the property.



Elio™ Tube



Vega™



Designer Premium Lighting





AMBIENT


Ambient lighting plays a key role in shaping the atmosphere of hospitality spaces, especially in hotels and resorts where comfort and experience are paramount. Thoughtfully placed architectural downlights, track lighting, and recessed linear fixtures create a soft, inviting glow that enhances architectural features while maintaining visual comfort. In dining areas, restaurants, social spaces, bars, and lounges, ambient lighting sets the tone—whether it’s warm and intimate or vibrant and energetic supporting both functionality and mood. These lighting solutions not only elevate aesthetics but also provide flexible control for different times of day or event settings, making them essential elements in high-end hospitality design.



Architectural Downlight



Architectural Module



Vega™ Recessed



Designer Track Lighting





## DOWNLIGHT

In hotel and resort guest rooms, lighting plays a crucial role in creating a comfortable and refined atmosphere. Using a combination of architectural downlights and modular downlight systems, designers can achieve tailored illumination that complements the room's layout and design elements. These fixtures provide clean, uniform lighting for general use while offering flexibility for accent or task lighting as needed. With sleek profiles and high performance, they contribute to a polished, high-end look—helping achieve the perfect lighting balance for both relaxation and functionality within each space.



Architectural Downlight




Architectural Module



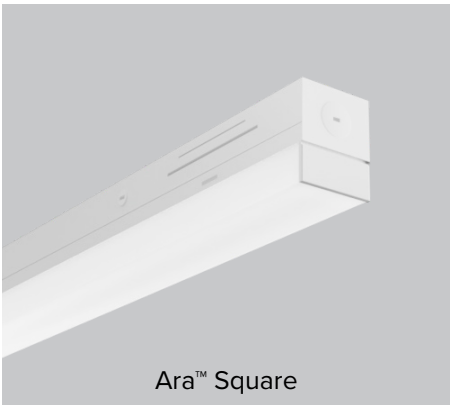


## SURFACE


Ideal for hotels and resorts, surface fixtures are a great choice for amenity areas such as fitness centers, spas, locker rooms, and hallways. They deliver consistent, uniform lighting that minimizes shadows essential for clear visibility. Their sleek, low-profile design is perfect for tight or structured spaces, helping maintain a clean and organized look.



Ara™ Round



Ara™ Square



Wrap A-Round





## EXTERIOR

Exterior lighting plays a crucial role in enhancing both the safety and visual appeal of hospitality spaces. A well-balanced combination of area lights, post tops, bollards, and flood lights can define walkways, highlight architectural facades, and provide perimeter security. These fixtures not only deliver reliable illumination for high-traffic zones and landscapes but also contribute to a modern, cohesive aesthetic. Whether accenting a building’s exterior or ensuring safe pedestrian movement after dark, this integrated lighting approach offers both form and function. Ideal for hotels, retail centers, campuses, and mixed-use developments.



Post Top



Bollard



Flood Light

