




PREMIUM QUALITY LIGHTING

LED LINEAR LUMINAIRE

40W / 80W

INSTALL INSTRUCTIONS



PLEASE FIND A QUALIFIED ELECTRICIAN FOR INSTALLATION.

Please read the instruction before you install and use the luminaire.

This fixture is suitable for damp locations, and suitable for operation in ambient temperatures between -35°C and 50°C



SPECIFICATIONS

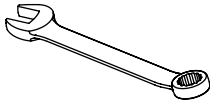
ITEM#	DESCRIPTION	WATT	COLOR	LUMENS	CRI	VOLTS	LED QTY	POWER FACTOR
90930	LED 40W SMD 4FT DESIGNER LINEAR LUMINAIRE/4000K/110-277V	40	4000K	3600	80	110-277	240	0.9
90932	LED 80W SMD 4FT DESIGNER LINEAR LUMINAIRE/4000K/110-277V	80	4000K	7200	80	110-277	480	0.9

Published lumens on LED products are approximate and may vary slightly.

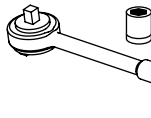
INSTALLATION

RECOMMENDED TOOLS FOR ASSEMBLY (NOT PROVIDED)

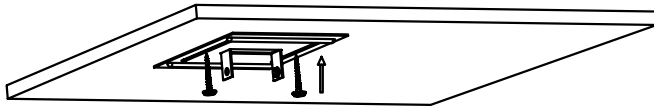
8mm
Combination Wrench



Socket Wrench
& 8mm Socket

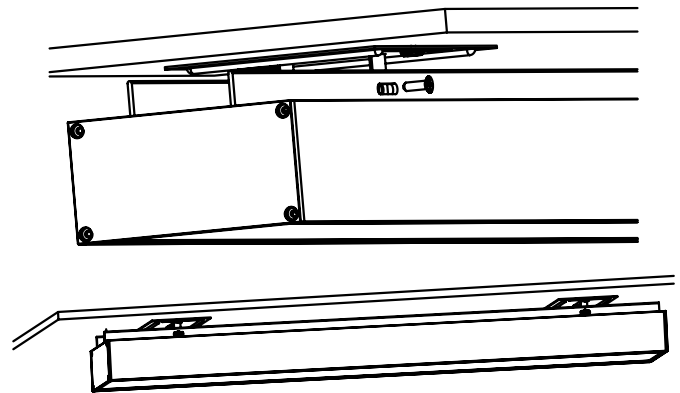


Safety Glasses



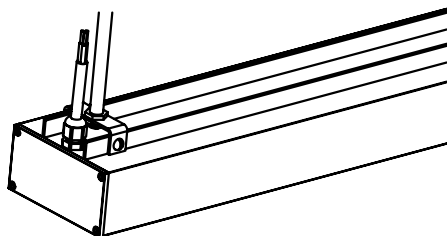
STATIONARY BARRIER

1



INSTALLATION OF LIGHTING FIXTURE

2



3

WIRING

- Connect BLACK wire L (positive) and can be connected to either 120 volts or 277 volts.
- Connect WHITE wire to N (negative)
- Connect GREEN wire to ground
- Wire connections must be insulated and waterproof

NOTE: The fixture should be connected to city grid with UL compliant canopy, if there is no cord grip, tie a knot on the cord instead.