



TEST REPORT

ACCORDING TO IES LM-80-2015
For

Seoul Semiconductor Co., LTD

97-11, Sandan-ro 163, Danwon-gu, Ansan, Gyeonggi-do, Korea 15429.

Model: STW8A2PD-XX

| | |
|---|---|
| Report Type: 9000 Hours Test Report | Product Type: LED Package |
| Test Engineer: | Pote Wang <i>Pote Wang</i> |
| Report Number: | RSZ180821504-10-M1 |
| Test Date: | 2016-09-23 to 2017-10-03 |
| Report Date: | 2018-11-05 |
| Reviewed By: | Daniel Duan / EE Engineer <i>Daniel Duan.</i> |
| Revised Note: | The previous report RSZ180821504-10 is replaced by this report on 2018-11-05 |
| Test Facility: | Test facility was located at No.69,Pulongcun ,Puxinhu Industrial Area, Tangxia , Dongguan, Guangdong, China. |
| Prepared By: | Bay Area Compliance Laboratories Corp. (Dongguan). No.69,Pulongcun ,Puxinhu Industrial Area, Tangxia , Dongguan, Guangdong, China. Tel: +86-0769-86858888 Fax:+86-0769-86858588 |

Note: The test data was only valid for the test sample(s). This test report is prepared for the customer shown above and for the device described herein. It may not be duplicated or used in part without prior written consent from Bay Area Compliance Laboratories Corp. (Dongguan).

This report is valid only with a valid digital signature. The digital signature may be available only under the Adobe software above version 7.0.

TABLE OF CONTENTS

| | | |
|------------|---|-----------|
| 1 - | General Information | 3 |
| 1.1 | Description of LED Light Sources | 3 |
| 1.2 | Standards Used: | 3 |
| 1.3 | Testing Equipment | 3 |
| 1.4 | Drive Level..... | 4 |
| 1.5 | Ambient Conditions for Maintenance Test..... | 4 |
| 1.6 | Measurement Uncertainty | 4 |
| 1.7 | Statement of Traceability..... | 5 |
| 1.8 | Sample Set..... | 6 |
| 2 - | Summary of Test Result | 7 |
| 3 - | Test Data | 8 |
| 3.1 | Data Set 1, 55°C, 200mA (Lumen Maintenance) | 8 |
| 3.2 | Data Set 1, 55°C, 200mA (Forward Voltage) | 9 |
| 3.3 | Data Set 1, 55°C, 200mA (Chromaticity Shift) | 10 |
| 3.4 | Data Set 2, 85°C, 200mA (Lumen Maintenance) | 11 |
| 3.5 | Data Set 2, 85°C, 200mA (Forward Voltage) | 12 |
| 3.6 | Data Set 2, 85°C, 200mA (Chromaticity Shift) | 13 |
| 3.7 | Data Set 3, 105°C, 200mA (Lumen Maintenance) | 14 |
| 3.8 | Data Set 3, 105°C, 200mA (Forward Voltage) | 15 |
| 3.9 | Data Set 3, 105°C, 200mA (Chromaticity Shift) | 16 |
| 4 - | EUT Photo..... | 17 |
| 4.1 | Mechanical Dimensions..... | 17 |
| 4.2 | EUT Photo | 17 |
| | Report Revision | 17 |

1 - General Information

1.1 Description of LED Light Sources

Sample Size:

75 PCS samples were received on 2016-09-20. The samples were numbered from 1 to 25, 26 to 50 and 51 to 75.

| | |
|--------------------------------------|------------------------------|
| Manufacturer: | Seoul Semiconductor Co., LTD |
| Part Number: | STW8A2PD-XX |
| Part Type: | LED Package |
| Drive Level: | DC 200mA |
| Nominal CCT: | 2700K |
| Power: | 0.66W |
| Average Current Density per LED die: | 640mA/mm ² |
| Average Power Density per LED die: | 2.105W/mm ² |
| CRI: | 80 |
| Die Spacing: | 0.2mm |

Note:

1. The applicant Seoul Semiconductor Co., LTD declare that their products with model STW8A2PD-XX are the same to the products in report # RSZ160920505-10-9000-M1 and is authorized by original applicant to use their test data.
2. All the data in previous report (RSZ160920505-10-9000-M1) is shared in this report.

Sampling Method:

LED samples for IESNA LM-80 testing consist of units built from a minimum of three manufacturing lots with each manufacturing lot built from different wafer lots built on non-consecutive days.

These manufacturing lots are picked to represent a wide parametric distribution.

1.2 Standards Used:

- IESNA LM-80-15: IES Approved Method for Measuring Lumen Maintenance of LED Light Sources.
- CIE 127:2007: Measurement of LEDs
- ENERGY STAR® Requirements for the Use of LM-80 Data (This standard was not accredited by IAS)

1.3 Testing Equipment

| Device | Manufacture | Model No | Serial No | Calibration date | Calibration due date |
|----------------------------------|-------------|---------------|-----------|------------------|----------------------|
| 0.3m integrating sphere | EVERFINE | Diameter 0.3m | 1011119 | 2017-03-09 | 2018-03-09 |
| Programmable Test Power for LEDs | EVERFINE | LED300E | 1008002 | 2017-03-03 | 2018-03-03 |

| Device | Manufacture | Model No | Serial No | Calibration date | Calibration due date |
|--|-------------|------------|----------------------|------------------|----------------------|
| High accuracy array spectroradiometer | EVERFINE | HAAS-2000 | 1012016T | 2017-03-09 | 2018-03-09 |
| Standard Light Source | EVERFINE | D062 | 1011093 | 2017-09-13 | 2018-09-13 |
| Precision digital stabilized DC power supply | EVERFINE | WY605-V110 | G115987CJ7321 114 | 2017-03-03 | 2018-03-03 |
| Multilayer aging machine | BACL | B2-270 | 20005 | 2017-09-01 | 2018-09-01 |
| Digital CC&CV DC Power Supply | EVERFINE | WY5015 | 11090008 | 2017-07-07 | 2018-07-07 |
| Digital CC&CV DC Power Supply | EVERFINE | WY5015 | 11060002 | 2017-07-07 | 2018-07-07 |

1.4 Drive Level

Samples are driven with a constant direct current (DC) during maintenance test, photometric and electrical measurement. The current value was regulated to within $\pm 3\%$ of the specified value of the manufacturer during maintenance test, and was within $\pm 0.5\%$ during photometric and electrical measurement test.

1.5 Ambient Conditions for Maintenance Test

For lumen maintenance test, samples within one data set, were installed on cooling boards in thermal chambers with minimal ambient airflow. The case temperature and ambient temperature was monitored by thermocouples which one was soldered to the coldest DUTs' case (TMP_{LED}) location, while the other is mounted at a distance of 5 mm above the TMP location.

During life testing, TMP_{LED} of the coldest LEDs were maintained at a temperature that was greater than or equal to 2°C below the corresponding nominal case temperature. Surrounding air was maintained at a temperature that was greater than or equal to 5°C below the corresponding nominal case temperature. Thermocouples were shielded from direct DUT optical radiation and comply with ASTM E230 Table 1 "Special Limits".

Samples were connected to DC power supply in series circuits with a constant current. The forward current was regulated to within $\pm 3\%$ of the specified value of the manufacturer.

The relative humidity within chamber was kept less than 65% during test.

For photometry measurement, the ambient temperature during test was set to $25^{\circ}\text{C} \pm 2^{\circ}\text{C}$, RH $< 65\%$.

1.6 Measurement Uncertainty

The uncertainty of the light output measurements is $U=1.59\%$ ($K=2$), at the 95% confidence level. The uncertainty of the correlated color temperature measurements is $U=21\text{K}$ ($K=2$), at the 95% confidence level.

The uncertainty of the temperature is $U=0.8671^{\circ}\text{C}$ ($K=2$), at the 95% confidence level.

1.7 Statement of Traceability

Bay Area Compliance Laboratories Corp. (Dongguan) attested that all calibration has been performed using suitable standards traceable to National Primary Standards and International System of Units (SI).

FINAL

1.8 Sample Set

Data Set 1: 55°C, 200mA

Part Number: STW8A2PD-XX
Number of Units: 25
Case Temperature: >53°C
Ambient Temperature: >50°C
Life Test Drive Current: 200mA
Measurement Current: 200mA

Data Set 2: 85°C,200mA

Part Number: STW8A2PD-XX
Number of Units: 25
Case Temperature: >83°C
Ambient Temperature: >80°C
Life Test Drive Current: 200mA
Measurement Current: 200mA

Data Set 3: 105°C,200mA

Part Number: STW8A2PD-XX
Number of Units: 25
Case Temperature: >103°C
Ambient Temperature: >100°C
Life Test Drive Current: 200mA
Measurement Current: 200mA

2 - Summary of Test Result

| Data Set: | Sample Size | Failures Observed: | Test Interval | Test Duration | Reported TM-21 L ₇₀ Lifetime | Reported TM-21 L ₉₀ Lifetime |
|-----------|-------------|--------------------|---------------|---------------|---|---|
| 1 | 25 | 0 | 1000 | 9000 | >54,000hours | >54,000hours |
| 2 | 25 | 0 | 1000 | 9000 | >54,000hours | 46,000hours |
| 3 | 25 | 0 | 1000 | 9000 | >54,000hours | 40,000hours |

Average Lumen Maintenance (Percentage of Initial Luminous Flux)

| Data Set: | 1000 | 2000 | 3000 | 4000 | 5000 | 6000 | 7000 | 8000 | 9000 |
|-----------|---------|---------|--------|--------|--------|--------|--------|--------|--------|
| 1 | 100.32% | 100.12% | 99.96% | 99.76% | 99.60% | 99.41% | 99.24% | 99.02% | 98.82% |
| 2 | 100.23% | 100.03% | 99.78% | 99.56% | 99.36% | 99.11% | 98.89% | 98.62% | 98.39% |
| 3 | 100.10% | 99.89% | 99.64% | 99.29% | 99.05% | 98.80% | 98.54% | 98.24% | 97.96% |

Average Color Maintenance

| Data Set: | 1000 | 2000 | 3000 | 4000 | 5000 | 6000 | 7000 | 8000 | 9000 |
|-----------|--------|--------|--------|--------|--------|--------|--------|--------|--------|
| 1 | 0.0003 | 0.0004 | 0.0007 | 0.0011 | 0.0013 | 0.0015 | 0.0017 | 0.0019 | 0.0021 |
| 2 | 0.0005 | 0.0007 | 0.0008 | 0.0012 | 0.0014 | 0.0016 | 0.0018 | 0.0023 | 0.0025 |
| 3 | 0.0007 | 0.0009 | 0.0011 | 0.0015 | 0.0016 | 0.0019 | 0.0021 | 0.0025 | 0.0027 |

3 - Test Data

3.1 Data Set 1, 55°C, 200mA (Lumen Maintenance)

| No. | Φ(lm) | Lumen Maintenance (%) | | | | | | | | |
|--------|--------------|-----------------------|---------|---------|---------|---------|---------|---------|---------|---------|
| | 0hr(Initial) | 1000hrs | 2000hrs | 3000hrs | 4000hrs | 5000hrs | 6000hrs | 7000hrs | 8000hrs | 9000hrs |
| 1 | 99.19 | 100.34 | 100.11 | 100.05 | 99.82 | 99.67 | 99.43 | 99.13 | 98.91 | 98.77 |
| 2 | 97.29 | 100.22 | 100.07 | 99.92 | 99.75 | 99.69 | 99.50 | 99.39 | 99.09 | 99.00 |
| 3 | 99.68 | 100.30 | 99.88 | 99.77 | 99.54 | 99.43 | 99.19 | 99.10 | 98.86 | 98.63 |
| 4 | 100.40 | 100.20 | 100.10 | 99.90 | 99.60 | 99.44 | 99.21 | 98.99 | 98.75 | 98.63 |
| 5 | 97.30 | 100.39 | 100.20 | 100.16 | 99.98 | 99.87 | 99.57 | 99.36 | 99.08 | 98.98 |
| 6 | 98.04 | 100.22 | 100.20 | 100.16 | 99.88 | 99.64 | 99.47 | 99.34 | 99.11 | 98.83 |
| 7 | 97.36 | 100.13 | 100.04 | 99.92 | 99.78 | 99.68 | 99.46 | 99.39 | 99.33 | 99.10 |
| 8 | 98.38 | 100.34 | 100.15 | 99.92 | 99.74 | 99.59 | 99.47 | 99.22 | 99.08 | 99.05 |
| 9 | 100.50 | 100.30 | 100.20 | 99.80 | 99.60 | 99.50 | 99.35 | 99.02 | 98.81 | 98.71 |
| 10 | 97.34 | 100.29 | 100.10 | 99.87 | 99.59 | 99.40 | 99.22 | 99.13 | 98.78 | 98.45 |
| 11 | 99.22 | 100.42 | 99.95 | 99.80 | 99.66 | 99.45 | 99.32 | 99.20 | 98.94 | 98.58 |
| 12 | 99.57 | 100.36 | 100.06 | 99.90 | 99.58 | 99.35 | 99.17 | 99.05 | 98.83 | 98.54 |
| 13 | 99.64 | 100.46 | 100.05 | 99.94 | 99.87 | 99.81 | 99.55 | 99.40 | 99.20 | 99.08 |
| 14 | 97.50 | 100.47 | 100.41 | 100.02 | 99.79 | 99.71 | 99.44 | 99.24 | 99.07 | 98.91 |
| 15 | 99.05 | 100.46 | 100.31 | 100.23 | 99.96 | 99.77 | 99.58 | 99.31 | 99.23 | 99.13 |
| 16 | 99.89 | 100.41 | 99.99 | 99.98 | 99.72 | 99.44 | 99.27 | 99.14 | 98.91 | 98.51 |
| 17 | 99.63 | 100.37 | 100.17 | 99.94 | 99.86 | 99.56 | 99.26 | 99.06 | 99.03 | 98.81 |
| 18 | 98.65 | 100.38 | 99.93 | 99.67 | 99.50 | 99.37 | 99.29 | 99.13 | 99.04 | 98.82 |
| 19 | 98.22 | 100.25 | 100.02 | 99.76 | 99.54 | 99.47 | 99.36 | 99.28 | 98.96 | 98.80 |
| 20 | 98.27 | 100.37 | 100.16 | 100.02 | 99.68 | 99.58 | 99.31 | 99.24 | 99.04 | 98.81 |
| 21 | 99.24 | 100.32 | 100.30 | 100.07 | 100.03 | 99.77 | 99.55 | 99.27 | 98.95 | 98.71 |
| 22 | 97.90 | 100.31 | 100.12 | 100.11 | 99.96 | 99.80 | 99.58 | 99.40 | 99.24 | 99.22 |
| 23 | 97.43 | 100.10 | 100.10 | 100.07 | 99.82 | 99.67 | 99.52 | 99.31 | 99.17 | 99.04 |
| 24 | 99.35 | 100.19 | 100.15 | 99.99 | 99.84 | 99.69 | 99.62 | 99.40 | 99.08 | 98.82 |
| 25 | 98.77 | 100.32 | 100.10 | 100.02 | 99.93 | 99.76 | 99.63 | 99.39 | 99.13 | 98.66 |
| Ave. | 98.71 | 100.32 | 100.12 | 99.96 | 99.76 | 99.60 | 99.41 | 99.24 | 99.02 | 98.82 |
| Med. | 98.77 | 100.32 | 100.10 | 99.94 | 99.78 | 99.64 | 99.44 | 99.24 | 99.04 | 98.81 |
| st dev | 1.0125 | 0.0995 | 0.1204 | 0.1390 | 0.1545 | 0.1538 | 0.1448 | 0.1337 | 0.1525 | 0.2111 |
| Min. | 97.29 | 100.10 | 99.88 | 99.67 | 99.50 | 99.35 | 99.17 | 98.99 | 98.75 | 98.45 |
| Max. | 100.50 | 100.47 | 100.41 | 100.23 | 100.03 | 99.87 | 99.63 | 99.40 | 99.33 | 99.22 |

TM-21 Projection:

Test Duration: 9,000 hours

Failures Observed: 0

α: 1.902E-06

β: 1.005

Reported L₇₀: >54,000 hours

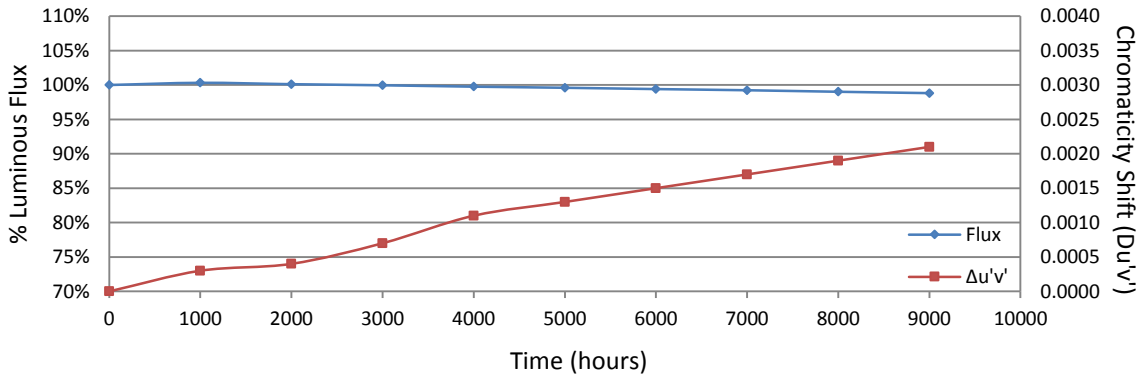
Reported L₉₀: >54,000 hours

3.2 Data Set 1, 55°C, 200mA (Forward Voltage)

| No. | Forward Voltage (V) | | | | | | | | | |
|--------|---------------------|---------|---------|---------|---------|---------|---------|---------|---------|---------|
| | 0hr(Initial) | 1000hrs | 2000hrs | 3000hrs | 4000hrs | 5000hrs | 6000hrs | 7000hrs | 8000hrs | 9000hrs |
| 1 | 3.211 | 3.212 | 3.227 | 3.217 | 3.217 | 3.206 | 3.220 | 3.218 | 3.212 | 3.211 |
| 2 | 3.226 | 3.229 | 3.238 | 3.231 | 3.231 | 3.223 | 3.236 | 3.225 | 3.228 | 3.225 |
| 3 | 3.229 | 3.233 | 3.238 | 3.235 | 3.235 | 3.229 | 3.240 | 3.235 | 3.232 | 3.231 |
| 4 | 3.206 | 3.210 | 3.218 | 3.214 | 3.214 | 3.203 | 3.214 | 3.209 | 3.212 | 3.207 |
| 5 | 3.216 | 3.219 | 3.229 | 3.225 | 3.225 | 3.216 | 3.224 | 3.220 | 3.220 | 3.220 |
| 6 | 3.202 | 3.207 | 3.215 | 3.210 | 3.210 | 3.202 | 3.211 | 3.208 | 3.205 | 3.206 |
| 7 | 3.247 | 3.254 | 3.260 | 3.261 | 3.261 | 3.248 | 3.257 | 3.253 | 3.251 | 3.252 |
| 8 | 3.287 | 3.291 | 3.297 | 3.303 | 3.303 | 3.287 | 3.298 | 3.290 | 3.293 | 3.292 |
| 9 | 3.218 | 3.221 | 3.228 | 3.225 | 3.225 | 3.217 | 3.228 | 3.222 | 3.221 | 3.219 |
| 10 | 3.196 | 3.201 | 3.208 | 3.207 | 3.207 | 3.197 | 3.204 | 3.202 | 3.202 | 3.199 |
| 11 | 3.230 | 3.236 | 3.242 | 3.244 | 3.244 | 3.234 | 3.242 | 3.236 | 3.235 | 3.235 |
| 12 | 3.228 | 3.233 | 3.242 | 3.238 | 3.238 | 3.229 | 3.244 | 3.231 | 3.230 | 3.232 |
| 13 | 3.219 | 3.221 | 3.231 | 3.224 | 3.224 | 3.217 | 3.225 | 3.222 | 3.221 | 3.221 |
| 14 | 3.217 | 3.218 | 3.228 | 3.225 | 3.225 | 3.215 | 3.226 | 3.219 | 3.217 | 3.217 |
| 15 | 3.197 | 3.200 | 3.211 | 3.207 | 3.207 | 3.199 | 3.207 | 3.220 | 3.204 | 3.201 |
| 16 | 3.215 | 3.214 | 3.222 | 3.219 | 3.219 | 3.209 | 3.221 | 3.206 | 3.220 | 3.213 |
| 17 | 3.224 | 3.226 | 3.234 | 3.233 | 3.233 | 3.223 | 3.239 | 3.220 | 3.227 | 3.224 |
| 18 | 3.241 | 3.245 | 3.252 | 3.247 | 3.247 | 3.240 | 3.248 | 3.227 | 3.243 | 3.244 |
| 19 | 3.234 | 3.236 | 3.243 | 3.239 | 3.239 | 3.231 | 3.242 | 3.242 | 3.237 | 3.235 |
| 20 | 3.230 | 3.231 | 3.242 | 3.236 | 3.236 | 3.226 | 3.237 | 3.234 | 3.230 | 3.231 |
| 21 | 3.206 | 3.210 | 3.219 | 3.211 | 3.211 | 3.202 | 3.211 | 3.212 | 3.207 | 3.206 |
| 22 | 3.187 | 3.190 | 3.203 | 3.195 | 3.195 | 3.189 | 3.195 | 3.200 | 3.192 | 3.192 |
| 23 | 3.248 | 3.252 | 3.262 | 3.258 | 3.258 | 3.249 | 3.257 | 3.255 | 3.253 | 3.254 |
| 24 | 3.195 | 3.198 | 3.207 | 3.206 | 3.206 | 3.194 | 3.200 | 3.201 | 3.199 | 3.196 |
| 25 | 3.214 | 3.218 | 3.226 | 3.221 | 3.221 | 3.215 | 3.224 | 3.222 | 3.218 | 3.219 |
| Ave. | 3.221 | 3.224 | 3.233 | 3.229 | 3.229 | 3.220 | 3.230 | 3.225 | 3.224 | 3.223 |
| Med. | 3.218 | 3.221 | 3.229 | 3.225 | 3.225 | 3.217 | 3.226 | 3.222 | 3.221 | 3.220 |
| st dev | 0.0211 | 0.0215 | 0.0205 | 0.0225 | 0.0225 | 0.0214 | 0.0221 | 0.0199 | 0.0212 | 0.0218 |
| Min. | 3.187 | 3.190 | 3.203 | 3.195 | 3.195 | 3.189 | 3.195 | 3.200 | 3.192 | 3.192 |
| Max. | 3.287 | 3.291 | 3.297 | 3.303 | 3.303 | 3.287 | 3.298 | 3.290 | 3.293 | 3.292 |

3.3 Data Set 1, 55°C, 200mA (Chromaticity Shift)

| No. | u' | v' | CCT(K) | Chromaticity Shift ($\Delta u'v'$) | | | | | | | | |
|--------|--------------|--------|---------|--------------------------------------|---------|---------|---------|---------|---------|---------|---------|---------|
| | 0hr(Initial) | | | 1000hrs | 2000hrs | 3000hrs | 4000hrs | 5000hrs | 6000hrs | 7000hrs | 8000hrs | 9000hrs |
| 1 | 0.2597 | 0.5255 | 2767 | 0.0003 | 0.0004 | 0.0007 | 0.0009 | 0.0010 | 0.0013 | 0.0016 | 0.0019 | 0.0018 |
| 2 | 0.2599 | 0.5251 | 2764 | 0.0003 | 0.0002 | 0.0007 | 0.0010 | 0.0010 | 0.0013 | 0.0015 | 0.0018 | 0.0021 |
| 3 | 0.2581 | 0.5218 | 2819 | 0.0003 | 0.0004 | 0.0007 | 0.0011 | 0.0012 | 0.0013 | 0.0014 | 0.0019 | 0.0021 |
| 4 | 0.2576 | 0.5254 | 2815 | 0.0001 | 0.0003 | 0.0007 | 0.0009 | 0.0012 | 0.0011 | 0.0013 | 0.0017 | 0.0019 |
| 5 | 0.2577 | 0.5244 | 2816 | 0.0002 | 0.0004 | 0.0006 | 0.0009 | 0.0013 | 0.0012 | 0.0013 | 0.0016 | 0.0018 |
| 6 | 0.2592 | 0.5238 | 2786 | 0.0002 | 0.0004 | 0.0008 | 0.0012 | 0.0014 | 0.0014 | 0.0015 | 0.0017 | 0.0021 |
| 7 | 0.2570 | 0.5235 | 2836 | 0.0003 | 0.0005 | 0.0009 | 0.0011 | 0.0012 | 0.0016 | 0.0013 | 0.0016 | 0.0018 |
| 8 | 0.2585 | 0.5224 | 2809 | 0.0002 | 0.0005 | 0.0009 | 0.0011 | 0.0014 | 0.0014 | 0.0015 | 0.0018 | 0.0020 |
| 9 | 0.2568 | 0.5225 | 2847 | 0.0003 | 0.0004 | 0.0008 | 0.0011 | 0.0014 | 0.0015 | 0.0016 | 0.0019 | 0.0022 |
| 10 | 0.2574 | 0.5236 | 2827 | 0.0002 | 0.0003 | 0.0009 | 0.0011 | 0.0013 | 0.0014 | 0.0015 | 0.0017 | 0.0019 |
| 11 | 0.2572 | 0.5243 | 2829 | 0.0003 | 0.0005 | 0.0007 | 0.0012 | 0.0015 | 0.0017 | 0.0016 | 0.0018 | 0.0020 |
| 12 | 0.2573 | 0.5234 | 2831 | 0.0003 | 0.0004 | 0.0007 | 0.0011 | 0.0015 | 0.0016 | 0.0016 | 0.0017 | 0.0021 |
| 13 | 0.2599 | 0.5243 | 2768 | 0.0003 | 0.0004 | 0.0006 | 0.0011 | 0.0015 | 0.0017 | 0.0017 | 0.0017 | 0.0020 |
| 14 | 0.2586 | 0.5252 | 2792 | 0.0003 | 0.0005 | 0.0007 | 0.0012 | 0.0015 | 0.0017 | 0.0019 | 0.0019 | 0.0020 |
| 15 | 0.2562 | 0.5237 | 2852 | 0.0002 | 0.0004 | 0.0005 | 0.0010 | 0.0013 | 0.0015 | 0.0017 | 0.0018 | 0.0019 |
| 16 | 0.2572 | 0.5246 | 2827 | 0.0003 | 0.0005 | 0.0006 | 0.0012 | 0.0014 | 0.0017 | 0.0021 | 0.0022 | 0.0021 |
| 17 | 0.2587 | 0.5235 | 2798 | 0.0003 | 0.0004 | 0.0005 | 0.0010 | 0.0014 | 0.0017 | 0.0022 | 0.0022 | 0.0021 |
| 18 | 0.2599 | 0.5257 | 2761 | 0.0003 | 0.0004 | 0.0006 | 0.0010 | 0.0013 | 0.0016 | 0.0021 | 0.0022 | 0.0021 |
| 19 | 0.2593 | 0.5237 | 2785 | 0.0003 | 0.0004 | 0.0006 | 0.0010 | 0.0014 | 0.0015 | 0.0019 | 0.0022 | 0.0023 |
| 20 | 0.2567 | 0.5215 | 2853 | 0.0003 | 0.0004 | 0.0005 | 0.0010 | 0.0013 | 0.0016 | 0.0020 | 0.0022 | 0.0022 |
| 21 | 0.2573 | 0.5238 | 2829 | 0.0003 | 0.0006 | 0.0007 | 0.0012 | 0.0014 | 0.0016 | 0.0019 | 0.0024 | 0.0023 |
| 22 | 0.2571 | 0.5232 | 2837 | 0.0002 | 0.0003 | 0.0005 | 0.0009 | 0.0011 | 0.0015 | 0.0020 | 0.0022 | 0.0021 |
| 23 | 0.2598 | 0.5239 | 2773 | 0.0003 | 0.0004 | 0.0006 | 0.0010 | 0.0013 | 0.0015 | 0.0017 | 0.0022 | 0.0022 |
| 24 | 0.2557 | 0.5231 | 2868 | 0.0002 | 0.0004 | 0.0006 | 0.0010 | 0.0013 | 0.0015 | 0.0017 | 0.0022 | 0.0022 |
| 25 | 0.2561 | 0.5229 | 2860 | 0.0002 | 0.0003 | 0.0004 | 0.0009 | 0.0010 | 0.0012 | 0.0014 | 0.0022 | 0.0021 |
| Ave. | 0.2580 | 0.5238 | 2814 | 0.0003 | 0.0004 | 0.0007 | 0.0011 | 0.0013 | 0.0015 | 0.0017 | 0.0019 | 0.0021 |
| Med. | 0.2576 | 0.5237 | 2819 | 0.0003 | 0.0004 | 0.0007 | 0.0010 | 0.0013 | 0.0015 | 0.0016 | 0.0019 | 0.0021 |
| st dev | 0.0013 | 0.0011 | 32.2173 | 0.0001 | 0.0001 | 0.0001 | 0.0001 | 0.0002 | 0.0002 | 0.0003 | 0.0002 | 0.0002 |
| Min. | 0.2557 | 0.5215 | 2761 | 0.0001 | 0.0002 | 0.0004 | 0.0009 | 0.0010 | 0.0011 | 0.0013 | 0.0016 | 0.0018 |
| Max. | 0.2599 | 0.5257 | 2868 | 0.0003 | 0.0006 | 0.0009 | 0.0012 | 0.0015 | 0.0017 | 0.0022 | 0.0024 | 0.0023 |



3.4 Data Set 2, 85°C, 200mA (Lumen Maintenance)

| No. | Φ(lm) | Lumen Maintenance (%) | | | | | | | | |
|--------|--------------|-----------------------|---------|---------|---------|---------|---------|---------|---------|---------|
| | Ohr(Initial) | 1000hrs | 2000hrs | 3000hrs | 4000hrs | 5000hrs | 6000hrs | 7000hrs | 8000hrs | 9000hrs |
| 26 | 97.72 | 100.28 | 100.08 | 99.90 | 99.62 | 99.41 | 99.13 | 98.97 | 98.67 | 98.47 |
| 27 | 100.70 | 100.20 | 100.10 | 99.70 | 99.50 | 99.30 | 99.20 | 99.01 | 98.91 | 98.53 |
| 28 | 98.73 | 100.11 | 99.98 | 99.82 | 99.68 | 99.39 | 99.20 | 98.98 | 98.80 | 98.56 |
| 29 | 98.52 | 100.32 | 100.09 | 99.91 | 99.57 | 99.42 | 99.30 | 99.07 | 98.93 | 98.69 |
| 30 | 98.02 | 100.17 | 99.90 | 99.66 | 99.40 | 99.30 | 98.92 | 98.75 | 98.53 | 98.30 |
| 31 | 99.84 | 100.16 | 99.92 | 99.59 | 99.28 | 99.15 | 98.85 | 98.70 | 98.47 | 98.35 |
| 32 | 97.93 | 100.18 | 100.05 | 99.97 | 99.64 | 99.29 | 99.00 | 98.83 | 98.62 | 98.52 |
| 33 | 98.81 | 100.19 | 100.02 | 99.82 | 99.57 | 99.30 | 99.00 | 98.62 | 98.16 | 98.00 |
| 34 | 96.53 | 100.25 | 100.04 | 99.77 | 99.56 | 99.41 | 99.18 | 98.88 | 98.66 | 98.46 |
| 35 | 98.77 | 100.25 | 99.85 | 99.76 | 99.54 | 99.33 | 99.10 | 98.85 | 98.64 | 98.42 |
| 36 | 96.79 | 100.18 | 99.89 | 99.58 | 99.26 | 98.96 | 98.77 | 98.62 | 98.28 | 98.04 |
| 37 | 98.79 | 100.21 | 100.21 | 99.79 | 99.54 | 99.40 | 99.15 | 98.88 | 98.35 | 97.98 |
| 38 | 100.20 | 100.30 | 99.90 | 99.80 | 99.61 | 99.27 | 98.83 | 98.59 | 98.12 | 97.70 |
| 39 | 99.68 | 100.29 | 100.04 | 99.93 | 99.81 | 99.56 | 99.40 | 99.32 | 99.08 | 98.82 |
| 40 | 98.66 | 100.31 | 100.26 | 99.94 | 99.65 | 99.40 | 99.06 | 98.81 | 98.53 | 98.28 |
| 41 | 98.71 | 100.33 | 100.17 | 99.97 | 99.83 | 99.57 | 99.18 | 98.92 | 98.62 | 98.55 |
| 42 | 99.86 | 100.10 | 99.73 | 99.45 | 99.25 | 99.13 | 98.88 | 98.58 | 98.31 | 98.19 |
| 43 | 97.30 | 100.32 | 100.11 | 99.88 | 99.75 | 99.66 | 99.55 | 99.45 | 99.29 | 99.14 |
| 44 | 97.82 | 100.14 | 99.96 | 99.55 | 99.38 | 99.18 | 98.89 | 98.57 | 98.31 | 98.15 |
| 45 | 99.45 | 100.32 | 100.16 | 99.77 | 99.57 | 99.38 | 99.12 | 98.82 | 98.62 | 98.51 |
| 46 | 97.62 | 100.14 | 100.06 | 99.63 | 99.49 | 99.26 | 99.09 | 99.03 | 98.66 | 98.33 |
| 47 | 99.64 | 100.22 | 99.94 | 99.78 | 99.46 | 99.32 | 99.00 | 98.73 | 98.44 | 98.03 |
| 48 | 100.00 | 100.30 | 100.10 | 99.86 | 99.70 | 99.47 | 99.29 | 99.04 | 98.69 | 98.38 |
| 49 | 91.40 | 100.08 | 100.04 | 99.91 | 99.77 | 99.61 | 99.57 | 99.39 | 99.21 | 99.09 |
| 50 | 97.42 | 100.34 | 100.12 | 99.89 | 99.67 | 99.43 | 99.10 | 98.93 | 98.50 | 98.30 |
| Ave. | 98.36 | 100.23 | 100.03 | 99.78 | 99.56 | 99.36 | 99.11 | 98.89 | 98.62 | 98.39 |
| Med. | 98.71 | 100.22 | 100.04 | 99.80 | 99.57 | 99.38 | 99.10 | 98.88 | 98.62 | 98.38 |
| st dev | 1.8178 | 0.0809 | 0.1233 | 0.1414 | 0.1619 | 0.1574 | 0.2069 | 0.2395 | 0.2998 | 0.3306 |
| Min. | 91.40 | 100.08 | 99.73 | 99.45 | 99.25 | 98.96 | 98.77 | 98.57 | 98.12 | 97.70 |
| Max. | 100.70 | 100.34 | 100.26 | 99.97 | 99.83 | 99.66 | 99.57 | 99.45 | 99.29 | 99.14 |

TM-21 Projection:

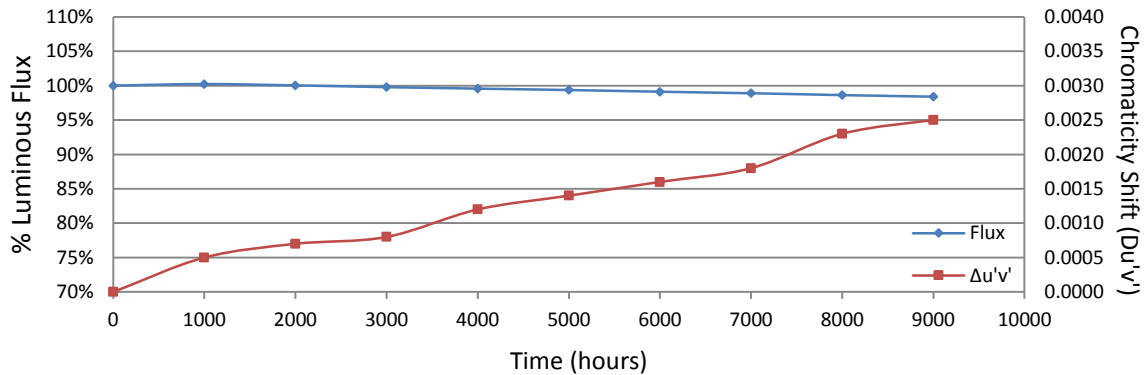
Test Duration: 9,000 hours
Failures Observed: 0
 α : 2.393E-06
 β : 1.005
Reported L₇₀: >54,000 hours
Reported L₉₀: 46,000 hours

3.5 Data Set 2, 85°C, 200mA (Forward Voltage)

| No. | Forward Voltage (V) | | | | | | | | | |
|--------|---------------------|---------|---------|---------|---------|---------|---------|---------|---------|---------|
| | 0hr(Initial) | 1000hrs | 2000hrs | 3000hrs | 4000hrs | 5000hrs | 6000hrs | 7000hrs | 8000hrs | 9000hrs |
| 26 | 3.260 | 3.266 | 3.275 | 3.273 | 3.261 | 3.261 | 3.268 | 3.270 | 3.268 | 3.268 |
| 27 | 3.192 | 3.196 | 3.206 | 3.199 | 3.190 | 3.190 | 3.200 | 3.198 | 3.198 | 3.194 |
| 28 | 3.209 | 3.215 | 3.223 | 3.218 | 3.208 | 3.208 | 3.217 | 3.218 | 3.216 | 3.212 |
| 29 | 3.211 | 3.215 | 3.223 | 3.219 | 3.211 | 3.211 | 3.214 | 3.225 | 3.215 | 3.213 |
| 30 | 3.271 | 3.274 | 3.282 | 3.275 | 3.268 | 3.268 | 3.278 | 3.283 | 3.271 | 3.273 |
| 31 | 3.240 | 3.243 | 3.254 | 3.250 | 3.241 | 3.241 | 3.247 | 3.251 | 3.246 | 3.246 |
| 32 | 3.206 | 3.211 | 3.218 | 3.215 | 3.206 | 3.206 | 3.212 | 3.218 | 3.211 | 3.211 |
| 33 | 3.241 | 3.244 | 3.254 | 3.247 | 3.241 | 3.241 | 3.247 | 3.250 | 3.245 | 3.246 |
| 34 | 3.258 | 3.261 | 3.269 | 3.264 | 3.257 | 3.257 | 3.263 | 3.276 | 3.260 | 3.264 |
| 35 | 3.199 | 3.204 | 3.211 | 3.208 | 3.202 | 3.202 | 3.209 | 3.207 | 3.205 | 3.204 |
| 36 | 3.266 | 3.270 | 3.277 | 3.277 | 3.265 | 3.265 | 3.272 | 3.273 | 3.270 | 3.269 |
| 37 | 3.209 | 3.211 | 3.216 | 3.219 | 3.212 | 3.212 | 3.214 | 3.219 | 3.216 | 3.213 |
| 38 | 3.207 | 3.214 | 3.220 | 3.219 | 3.211 | 3.211 | 3.213 | 3.215 | 3.215 | 3.215 |
| 39 | 3.212 | 3.221 | 3.226 | 3.223 | 3.219 | 3.219 | 3.224 | 3.222 | 3.222 | 3.219 |
| 40 | 3.234 | 3.239 | 3.247 | 3.244 | 3.240 | 3.240 | 3.252 | 3.244 | 3.241 | 3.240 |
| 41 | 3.244 | 3.250 | 3.252 | 3.251 | 3.247 | 3.247 | 3.255 | 3.252 | 3.248 | 3.247 |
| 42 | 3.211 | 3.215 | 3.219 | 3.219 | 3.215 | 3.215 | 3.231 | 3.228 | 3.215 | 3.214 |
| 43 | 3.239 | 3.245 | 3.252 | 3.247 | 3.244 | 3.244 | 3.316 | 3.249 | 3.244 | 3.245 |
| 44 | 3.223 | 3.229 | 3.235 | 3.234 | 3.227 | 3.227 | 3.264 | 3.231 | 3.227 | 3.230 |
| 45 | 3.227 | 3.231 | 3.239 | 3.238 | 3.232 | 3.232 | 3.268 | 3.240 | 3.230 | 3.230 |
| 46 | 3.207 | 3.211 | 3.214 | 3.215 | 3.214 | 3.214 | 3.254 | 3.222 | 3.211 | 3.211 |
| 47 | 3.207 | 3.212 | 3.216 | 3.217 | 3.211 | 3.211 | 3.215 | 3.221 | 3.214 | 3.211 |
| 48 | 3.185 | 3.186 | 3.193 | 3.204 | 3.187 | 3.187 | 3.191 | 3.193 | 3.190 | 3.186 |
| 49 | 3.202 | 3.208 | 3.215 | 3.221 | 3.210 | 3.210 | 3.211 | 3.213 | 3.210 | 3.208 |
| 50 | 3.230 | 3.235 | 3.242 | 3.247 | 3.238 | 3.238 | 3.238 | 3.242 | 3.235 | 3.235 |
| Ave. | 3.224 | 3.228 | 3.235 | 3.234 | 3.226 | 3.226 | 3.239 | 3.234 | 3.229 | 3.228 |
| Med. | 3.212 | 3.221 | 3.226 | 3.223 | 3.219 | 3.219 | 3.238 | 3.228 | 3.222 | 3.219 |
| st dev | 0.0237 | 0.0237 | 0.0243 | 0.0227 | 0.0229 | 0.0229 | 0.0301 | 0.0242 | 0.0228 | 0.0242 |
| Min. | 3.185 | 3.186 | 3.193 | 3.199 | 3.187 | 3.187 | 3.191 | 3.193 | 3.190 | 3.186 |
| Max. | 3.271 | 3.274 | 3.282 | 3.277 | 3.268 | 3.268 | 3.316 | 3.283 | 3.271 | 3.273 |

3.6 Data Set 2, 85°C, 200mA (Chromaticity Shift)

| No. | u' | v' | CCT(K) | Chromaticity Shift ($\Delta u'v'$) | | | | | | | | |
|--------|--------------|--------|---------|--------------------------------------|---------|---------|---------|---------|---------|---------|---------|---------|
| | 0hr(Initial) | | | 1000hrs | 2000hrs | 3000hrs | 4000hrs | 5000hrs | 6000hrs | 7000hrs | 8000hrs | 9000hrs |
| 26 | 0.2587 | 0.5235 | 2799 | 0.0005 | 0.0004 | 0.0006 | 0.0011 | 0.0012 | 0.0016 | 0.0017 | 0.0024 | 0.0024 |
| 27 | 0.2575 | 0.5253 | 2815 | 0.0004 | 0.0006 | 0.0005 | 0.0012 | 0.0012 | 0.0016 | 0.0016 | 0.0024 | 0.0025 |
| 28 | 0.2574 | 0.5226 | 2832 | 0.0006 | 0.0008 | 0.0005 | 0.0013 | 0.0013 | 0.0016 | 0.0016 | 0.0024 | 0.0026 |
| 29 | 0.2578 | 0.5241 | 2814 | 0.0004 | 0.0006 | 0.0005 | 0.0012 | 0.0011 | 0.0015 | 0.0016 | 0.0022 | 0.0024 |
| 30 | 0.2603 | 0.5247 | 2758 | 0.0006 | 0.0008 | 0.0009 | 0.0013 | 0.0014 | 0.0017 | 0.0020 | 0.0024 | 0.0028 |
| 31 | 0.2577 | 0.5255 | 2812 | 0.0004 | 0.0007 | 0.0009 | 0.0013 | 0.0014 | 0.0016 | 0.0018 | 0.0024 | 0.0026 |
| 32 | 0.2592 | 0.5238 | 2787 | 0.0005 | 0.0008 | 0.0011 | 0.0015 | 0.0016 | 0.0019 | 0.0020 | 0.0025 | 0.0029 |
| 33 | 0.2582 | 0.5250 | 2801 | 0.0005 | 0.0007 | 0.0008 | 0.0013 | 0.0015 | 0.0016 | 0.0019 | 0.0023 | 0.0027 |
| 34 | 0.2594 | 0.5243 | 2780 | 0.0005 | 0.0006 | 0.0007 | 0.0012 | 0.0014 | 0.0016 | 0.0017 | 0.0021 | 0.0025 |
| 35 | 0.2580 | 0.5257 | 2803 | 0.0004 | 0.0006 | 0.0006 | 0.0009 | 0.0012 | 0.0013 | 0.0015 | 0.0019 | 0.0021 |
| 36 | 0.2557 | 0.5227 | 2869 | 0.0005 | 0.0001 | 0.0007 | 0.0013 | 0.0014 | 0.0016 | 0.0020 | 0.0023 | 0.0027 |
| 37 | 0.2578 | 0.5241 | 2815 | 0.0006 | 0.0008 | 0.0007 | 0.0010 | 0.0015 | 0.0013 | 0.0016 | 0.0019 | 0.0025 |
| 38 | 0.2600 | 0.5237 | 2768 | 0.0004 | 0.0007 | 0.0005 | 0.0011 | 0.0015 | 0.0017 | 0.0019 | 0.0023 | 0.0027 |
| 39 | 0.2568 | 0.5245 | 2836 | 0.0004 | 0.0006 | 0.0007 | 0.0009 | 0.0011 | 0.0012 | 0.0013 | 0.0016 | 0.0019 |
| 40 | 0.2583 | 0.5245 | 2803 | 0.0003 | 0.0006 | 0.0010 | 0.0010 | 0.0014 | 0.0015 | 0.0017 | 0.0020 | 0.0025 |
| 41 | 0.2591 | 0.5244 | 2785 | 0.0005 | 0.0007 | 0.0009 | 0.0012 | 0.0014 | 0.0016 | 0.0018 | 0.0023 | 0.0026 |
| 42 | 0.2573 | 0.5257 | 2819 | 0.0004 | 0.0009 | 0.0009 | 0.0011 | 0.0013 | 0.0015 | 0.0013 | 0.0015 | 0.0017 |
| 43 | 0.2587 | 0.5251 | 2790 | 0.0005 | 0.0007 | 0.0009 | 0.0010 | 0.0013 | 0.0014 | 0.0018 | 0.0021 | 0.0022 |
| 44 | 0.2569 | 0.5204 | 2855 | 0.0005 | 0.0008 | 0.0011 | 0.0014 | 0.0016 | 0.0018 | 0.0022 | 0.0024 | 0.0026 |
| 45 | 0.2580 | 0.5243 | 2810 | 0.0005 | 0.0007 | 0.0010 | 0.0015 | 0.0016 | 0.0019 | 0.0022 | 0.0025 | 0.0028 |
| 46 | 0.2584 | 0.5241 | 2803 | 0.0005 | 0.0007 | 0.0009 | 0.0010 | 0.0012 | 0.0017 | 0.0019 | 0.0024 | 0.0025 |
| 47 | 0.2564 | 0.5244 | 2845 | 0.0006 | 0.0008 | 0.0013 | 0.0013 | 0.0016 | 0.0017 | 0.0020 | 0.0023 | 0.0025 |
| 48 | 0.2561 | 0.5215 | 2867 | 0.0005 | 0.0007 | 0.0010 | 0.0011 | 0.0016 | 0.0019 | 0.0022 | 0.0024 | 0.0028 |
| 49 | 0.2587 | 0.5271 | 2782 | 0.0007 | 0.0004 | 0.0009 | 0.0014 | 0.0017 | 0.0022 | 0.0025 | 0.0031 | 0.0032 |
| 50 | 0.2583 | 0.5236 | 2807 | 0.0005 | 0.0006 | 0.0013 | 0.0012 | 0.0009 | 0.0013 | 0.0018 | 0.0024 | 0.0026 |
| Ave. | 0.2580 | 0.5242 | 2810 | 0.0005 | 0.0007 | 0.0008 | 0.0012 | 0.0014 | 0.0016 | 0.0018 | 0.0023 | 0.0025 |
| Med. | 0.2580 | 0.5243 | 2807 | 0.0005 | 0.0007 | 0.0009 | 0.0012 | 0.0014 | 0.0016 | 0.0018 | 0.0023 | 0.0026 |
| st dev | 0.0011 | 0.0014 | 28.3975 | 0.0001 | 0.0002 | 0.0002 | 0.0002 | 0.0002 | 0.0002 | 0.0003 | 0.0003 | 0.0003 |
| Min. | 0.2557 | 0.5204 | 2758 | 0.0003 | 0.0001 | 0.0005 | 0.0009 | 0.0009 | 0.0012 | 0.0013 | 0.0015 | 0.0017 |
| Max. | 0.2603 | 0.5271 | 2869 | 0.0007 | 0.0009 | 0.0013 | 0.0015 | 0.0017 | 0.0022 | 0.0025 | 0.0031 | 0.0032 |



3.7 Data Set 3, 105°C, 200mA (Lumen Maintenance)

| No. | Φ(lm) | Lumen Maintenance (%) | | | | | | | | |
|--------|--------------|-----------------------|---------|---------|---------|---------|---------|---------|---------|---------|
| | 0hr(Initial) | 1000hrs | 2000hrs | 3000hrs | 4000hrs | 5000hrs | 6000hrs | 7000hrs | 8000hrs | 9000hrs |
| 51 | 98.57 | 100.24 | 100.15 | 99.86 | 99.63 | 99.34 | 99.07 | 98.71 | 98.30 | 97.97 |
| 52 | 99.83 | 100.17 | 99.77 | 99.69 | 99.46 | 99.24 | 98.80 | 98.56 | 98.26 | 97.99 |
| 53 | 99.13 | 100.13 | 99.79 | 99.61 | 99.24 | 99.03 | 98.85 | 98.57 | 98.47 | 98.16 |
| 54 | 100.30 | 99.90 | 99.70 | 99.51 | 99.31 | 99.02 | 98.75 | 98.42 | 98.16 | 97.96 |
| 55 | 100.10 | 100.20 | 100.10 | 99.61 | 99.15 | 98.87 | 98.58 | 98.35 | 98.05 | 97.86 |
| 56 | 99.20 | 100.11 | 100.07 | 99.61 | 99.28 | 98.94 | 98.79 | 98.58 | 98.26 | 97.98 |
| 57 | 100.20 | 100.10 | 99.90 | 99.75 | 99.29 | 98.88 | 98.63 | 98.46 | 98.28 | 98.08 |
| 58 | 100.50 | 100.20 | 99.90 | 99.70 | 99.27 | 99.01 | 98.61 | 98.31 | 98.11 | 97.86 |
| 59 | 98.01 | 100.16 | 100.03 | 99.64 | 99.44 | 99.12 | 98.71 | 98.40 | 98.10 | 98.05 |
| 60 | 99.77 | 100.17 | 99.82 | 99.46 | 99.01 | 98.87 | 98.57 | 98.15 | 97.74 | 97.50 |
| 61 | 100.00 | 100.10 | 99.82 | 99.53 | 99.09 | 98.85 | 98.68 | 98.36 | 97.97 | 97.75 |
| 62 | 98.80 | 99.99 | 99.75 | 99.55 | 99.17 | 98.87 | 98.63 | 98.37 | 98.00 | 97.58 |
| 63 | 99.65 | 100.19 | 99.96 | 99.59 | 99.38 | 99.09 | 98.77 | 98.50 | 98.11 | 97.80 |
| 64 | 100.00 | 100.10 | 99.93 | 99.85 | 99.38 | 99.22 | 99.01 | 98.74 | 98.44 | 98.06 |
| 65 | 98.99 | 100.22 | 99.75 | 99.61 | 99.25 | 99.08 | 98.79 | 98.74 | 98.48 | 98.08 |
| 66 | 100.10 | 100.10 | 99.90 | 99.71 | 99.45 | 99.26 | 98.99 | 98.83 | 98.59 | 98.32 |
| 67 | 98.58 | 99.96 | 99.72 | 99.48 | 99.25 | 99.07 | 98.80 | 98.52 | 98.31 | 98.05 |
| 68 | 98.82 | 100.09 | 100.01 | 99.65 | 99.15 | 98.87 | 98.61 | 98.29 | 98.03 | 97.80 |
| 69 | 98.44 | 100.02 | 99.95 | 99.80 | 99.45 | 99.19 | 98.92 | 98.58 | 98.26 | 97.93 |
| 70 | 99.67 | 99.86 | 99.75 | 99.64 | 99.20 | 99.02 | 98.86 | 98.67 | 98.34 | 98.05 |
| 71 | 100.20 | 99.90 | 99.80 | 99.63 | 99.27 | 98.95 | 98.89 | 98.65 | 98.47 | 98.21 |
| 72 | 100.10 | 100.10 | 99.90 | 99.51 | 99.25 | 99.10 | 98.78 | 98.50 | 98.17 | 97.87 |
| 73 | 99.98 | 100.12 | 99.85 | 99.44 | 99.02 | 99.02 | 98.80 | 98.52 | 98.16 | 97.80 |
| 74 | 97.63 | 100.17 | 100.11 | 99.86 | 99.49 | 99.26 | 98.96 | 98.82 | 98.35 | 97.98 |
| 75 | 100.60 | 100.10 | 99.90 | 99.70 | 99.27 | 99.19 | 99.06 | 98.87 | 98.56 | 98.26 |
| Ave. | 99.49 | 100.10 | 99.89 | 99.64 | 99.29 | 99.05 | 98.80 | 98.54 | 98.24 | 97.96 |
| Med. | 99.77 | 100.10 | 99.90 | 99.63 | 99.27 | 99.03 | 98.79 | 98.52 | 98.26 | 97.98 |
| st dev | 0.8129 | 0.1041 | 0.1308 | 0.1204 | 0.1499 | 0.1464 | 0.1480 | 0.1852 | 0.2034 | 0.1929 |
| Min. | 97.63 | 99.86 | 99.70 | 99.44 | 99.01 | 98.85 | 98.57 | 98.15 | 97.74 | 97.50 |
| Max. | 100.60 | 100.24 | 100.15 | 99.86 | 99.63 | 99.34 | 99.07 | 98.87 | 98.59 | 98.32 |

TM-21 Projection:

Test Duration: 9,000 hours

Failures Observed: 0

α: 2.706E-06

β: 1.004

Reported L₇₀: >54,000 hours

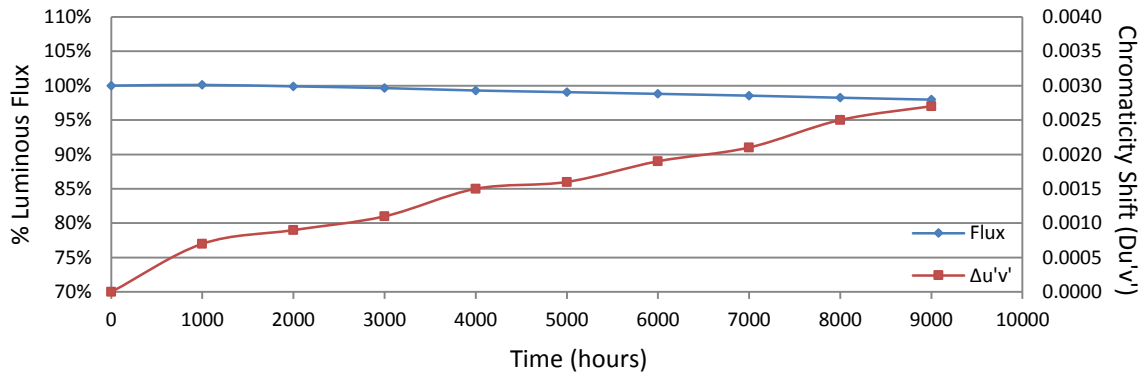
Reported L₉₀: 40,000 hours

3.8 Data Set 3, 105°C, 200mA (Forward Voltage)

| No. | Forward Voltage (V) | | | | | | | | | |
|--------|---------------------|---------|---------|---------|---------|---------|---------|---------|---------|---------|
| | 0hr(Initial) | 1000hrs | 2000hrs | 3000hrs | 4000hrs | 5000hrs | 6000hrs | 7000hrs | 8000hrs | 9000hrs |
| 51 | 3.214 | 3.217 | 3.226 | 3.229 | 3.219 | 3.219 | 3.223 | 3.224 | 3.220 | 3.217 |
| 52 | 3.198 | 3.205 | 3.217 | 3.216 | 3.202 | 3.202 | 3.207 | 3.219 | 3.204 | 3.203 |
| 53 | 3.205 | 3.210 | 3.213 | 3.219 | 3.205 | 3.205 | 3.216 | 3.254 | 3.212 | 3.209 |
| 54 | 3.202 | 3.204 | 3.209 | 3.218 | 3.200 | 3.200 | 3.205 | 3.208 | 3.205 | 3.204 |
| 55 | 3.198 | 3.204 | 3.208 | 3.213 | 3.200 | 3.200 | 3.206 | 3.207 | 3.203 | 3.203 |
| 56 | 3.234 | 3.239 | 3.243 | 3.248 | 3.232 | 3.232 | 3.239 | 3.238 | 3.235 | 3.238 |
| 57 | 3.215 | 3.220 | 3.225 | 3.237 | 3.215 | 3.215 | 3.226 | 3.222 | 3.223 | 3.221 |
| 58 | 3.211 | 3.217 | 3.220 | 3.242 | 3.213 | 3.213 | 3.223 | 3.221 | 3.214 | 3.214 |
| 59 | 3.211 | 3.217 | 3.221 | 3.229 | 3.211 | 3.211 | 3.219 | 3.217 | 3.215 | 3.212 |
| 60 | 3.204 | 3.206 | 3.211 | 3.222 | 3.203 | 3.203 | 3.210 | 3.209 | 3.207 | 3.204 |
| 61 | 3.210 | 3.216 | 3.218 | 3.229 | 3.210 | 3.210 | 3.232 | 3.220 | 3.214 | 3.215 |
| 62 | 3.235 | 3.239 | 3.240 | 3.247 | 3.232 | 3.232 | 3.249 | 3.242 | 3.233 | 3.237 |
| 63 | 3.200 | 3.202 | 3.207 | 3.217 | 3.200 | 3.200 | 3.211 | 3.205 | 3.202 | 3.203 |
| 64 | 3.228 | 3.229 | 3.233 | 3.248 | 3.225 | 3.225 | 3.242 | 3.229 | 3.227 | 3.225 |
| 65 | 3.215 | 3.221 | 3.224 | 3.233 | 3.213 | 3.213 | 3.225 | 3.222 | 3.216 | 3.217 |
| 66 | 3.232 | 3.236 | 3.241 | 3.247 | 3.229 | 3.229 | 3.238 | 3.236 | 3.233 | 3.232 |
| 67 | 3.222 | 3.225 | 3.229 | 3.238 | 3.223 | 3.223 | 3.231 | 3.228 | 3.224 | 3.222 |
| 68 | 3.215 | 3.221 | 3.227 | 3.236 | 3.217 | 3.217 | 3.228 | 3.224 | 3.219 | 3.218 |
| 69 | 3.211 | 3.212 | 3.218 | 3.228 | 3.211 | 3.211 | 3.216 | 3.219 | 3.214 | 3.211 |
| 70 | 3.193 | 3.195 | 3.201 | 3.208 | 3.192 | 3.192 | 3.200 | 3.203 | 3.196 | 3.191 |
| 71 | 3.204 | 3.206 | 3.211 | 3.219 | 3.201 | 3.201 | 3.211 | 3.211 | 3.206 | 3.204 |
| 72 | 3.205 | 3.205 | 3.210 | 3.222 | 3.205 | 3.205 | 3.215 | 3.211 | 3.207 | 3.206 |
| 73 | 3.216 | 3.221 | 3.223 | 3.231 | 3.217 | 3.217 | 3.224 | 3.223 | 3.217 | 3.217 |
| 74 | 3.212 | 3.218 | 3.220 | 3.234 | 3.211 | 3.211 | 3.221 | 3.224 | 3.228 | 3.223 |
| 75 | 3.224 | 3.225 | 3.230 | 3.242 | 3.223 | 3.223 | 3.235 | 3.232 | 3.227 | 3.224 |
| Ave. | 3.213 | 3.216 | 3.221 | 3.230 | 3.212 | 3.212 | 3.222 | 3.222 | 3.216 | 3.215 |
| Med. | 3.211 | 3.217 | 3.220 | 3.229 | 3.211 | 3.211 | 3.223 | 3.222 | 3.215 | 3.215 |
| st dev | 0.0115 | 0.0117 | 0.0111 | 0.0118 | 0.0109 | 0.0109 | 0.0127 | 0.0123 | 0.0108 | 0.0115 |
| Min. | 3.193 | 3.195 | 3.201 | 3.208 | 3.192 | 3.192 | 3.200 | 3.203 | 3.196 | 3.191 |
| Max. | 3.235 | 3.239 | 3.243 | 3.248 | 3.232 | 3.232 | 3.249 | 3.254 | 3.235 | 3.238 |

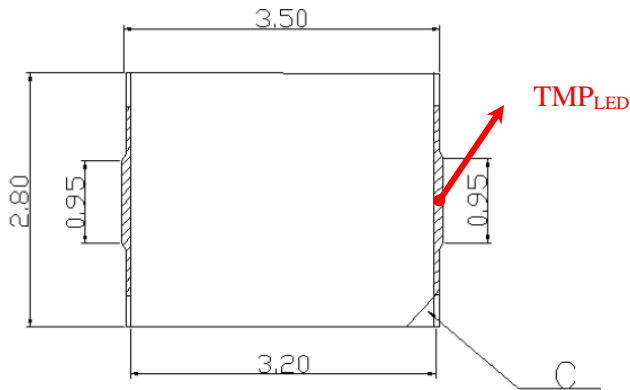
3.9 Data Set 3, 105°C, 200mA (Chromaticity Shift)

| No. | u' | v' | CCT(K) | Chromaticity Shift ($\Delta u'v'$) | | | | | | | | |
|--------|--------------|--------|---------|--------------------------------------|---------|---------|---------|---------|---------|---------|---------|---------|
| | 0hr(Initial) | | | 1000hrs | 2000hrs | 3000hrs | 4000hrs | 5000hrs | 6000hrs | 7000hrs | 8000hrs | 9000hrs |
| 51 | 0.2582 | 0.5253 | 2801 | 0.0006 | 0.0007 | 0.0011 | 0.0014 | 0.0012 | 0.0014 | 0.0019 | 0.0025 | 0.0027 |
| 52 | 0.2573 | 0.5241 | 2826 | 0.0007 | 0.0008 | 0.0012 | 0.0015 | 0.0015 | 0.0016 | 0.0019 | 0.0025 | 0.0027 |
| 53 | 0.2567 | 0.5230 | 2845 | 0.0008 | 0.0008 | 0.0011 | 0.0015 | 0.0015 | 0.0015 | 0.0018 | 0.0026 | 0.0029 |
| 54 | 0.2581 | 0.5244 | 2808 | 0.0007 | 0.0007 | 0.0009 | 0.0014 | 0.0014 | 0.0017 | 0.0016 | 0.0025 | 0.0027 |
| 55 | 0.2588 | 0.5256 | 2786 | 0.0007 | 0.0012 | 0.0011 | 0.0015 | 0.0014 | 0.0017 | 0.0017 | 0.0024 | 0.0028 |
| 56 | 0.2563 | 0.5225 | 2857 | 0.0007 | 0.0009 | 0.0011 | 0.0016 | 0.0017 | 0.0018 | 0.0018 | 0.0025 | 0.0029 |
| 57 | 0.2588 | 0.5262 | 2784 | 0.0006 | 0.0007 | 0.0010 | 0.0015 | 0.0017 | 0.0017 | 0.0019 | 0.0024 | 0.0026 |
| 58 | 0.2594 | 0.5267 | 2769 | 0.0007 | 0.0008 | 0.0010 | 0.0015 | 0.0017 | 0.0019 | 0.0021 | 0.0025 | 0.0028 |
| 59 | 0.2616 | 0.5254 | 2727 | 0.0006 | 0.0007 | 0.0010 | 0.0014 | 0.0017 | 0.0018 | 0.0020 | 0.0024 | 0.0026 |
| 60 | 0.2585 | 0.5244 | 2799 | 0.0008 | 0.0008 | 0.0010 | 0.0016 | 0.0017 | 0.0021 | 0.0022 | 0.0026 | 0.0029 |
| 61 | 0.2566 | 0.5236 | 2845 | 0.0006 | 0.0007 | 0.0012 | 0.0014 | 0.0017 | 0.0019 | 0.0021 | 0.0024 | 0.0025 |
| 62 | 0.2561 | 0.5230 | 2858 | 0.0007 | 0.0009 | 0.0011 | 0.0015 | 0.0016 | 0.0020 | 0.0021 | 0.0023 | 0.0027 |
| 63 | 0.2594 | 0.5239 | 2781 | 0.0007 | 0.0008 | 0.0013 | 0.0016 | 0.0017 | 0.0021 | 0.0022 | 0.0027 | 0.0030 |
| 64 | 0.2587 | 0.5247 | 2793 | 0.0007 | 0.0007 | 0.0012 | 0.0015 | 0.0017 | 0.0021 | 0.0022 | 0.0026 | 0.0028 |
| 65 | 0.2581 | 0.5245 | 2806 | 0.0008 | 0.0008 | 0.0013 | 0.0013 | 0.0016 | 0.0019 | 0.0020 | 0.0023 | 0.0026 |
| 66 | 0.2556 | 0.5231 | 2869 | 0.0008 | 0.0009 | 0.0013 | 0.0016 | 0.0018 | 0.0022 | 0.0023 | 0.0027 | 0.0030 |
| 67 | 0.2580 | 0.5257 | 2803 | 0.0007 | 0.0005 | 0.0009 | 0.0013 | 0.0015 | 0.0017 | 0.0018 | 0.0021 | 0.0025 |
| 68 | 0.2583 | 0.5244 | 2804 | 0.0008 | 0.0010 | 0.0010 | 0.0015 | 0.0017 | 0.0020 | 0.0020 | 0.0024 | 0.0027 |
| 69 | 0.2586 | 0.5251 | 2794 | 0.0007 | 0.0009 | 0.0011 | 0.0015 | 0.0017 | 0.0021 | 0.0022 | 0.0025 | 0.0029 |
| 70 | 0.2569 | 0.5240 | 2837 | 0.0008 | 0.0010 | 0.0011 | 0.0015 | 0.0017 | 0.0021 | 0.0021 | 0.0025 | 0.0029 |
| 71 | 0.2576 | 0.5249 | 2817 | 0.0007 | 0.0009 | 0.0011 | 0.0015 | 0.0017 | 0.0021 | 0.0023 | 0.0025 | 0.0028 |
| 72 | 0.2561 | 0.5242 | 2854 | 0.0012 | 0.0013 | 0.0013 | 0.0018 | 0.0019 | 0.0024 | 0.0026 | 0.0028 | 0.0032 |
| 73 | 0.2577 | 0.5252 | 2812 | 0.0008 | 0.0013 | 0.0010 | 0.0016 | 0.0018 | 0.0021 | 0.0024 | 0.0026 | 0.0028 |
| 74 | 0.2581 | 0.5244 | 2808 | 0.0007 | 0.0012 | 0.0009 | 0.0014 | 0.0016 | 0.0021 | 0.0023 | 0.0021 | 0.0023 |
| 75 | 0.2586 | 0.5249 | 2795 | 0.0007 | 0.0013 | 0.0009 | 0.0014 | 0.0016 | 0.0020 | 0.0022 | 0.0025 | 0.0026 |
| Ave. | 0.2579 | 0.5245 | 2811 | 0.0007 | 0.0009 | 0.0011 | 0.0015 | 0.0016 | 0.0019 | 0.0021 | 0.0025 | 0.0027 |
| Med. | 0.2581 | 0.5244 | 2806 | 0.0007 | 0.0008 | 0.0011 | 0.0015 | 0.0017 | 0.0020 | 0.0021 | 0.0025 | 0.0028 |
| st dev | 0.0013 | 0.0010 | 32.3591 | 0.0001 | 0.0002 | 0.0001 | 0.0001 | 0.0002 | 0.0002 | 0.0002 | 0.0002 | 0.0002 |
| Min. | 0.2556 | 0.5225 | 2727 | 0.0006 | 0.0005 | 0.0009 | 0.0013 | 0.0012 | 0.0014 | 0.0016 | 0.0021 | 0.0023 |
| Max. | 0.2616 | 0.5267 | 2869 | 0.0012 | 0.0013 | 0.0013 | 0.0018 | 0.0019 | 0.0024 | 0.0026 | 0.0028 | 0.0032 |




4 - EUT Photo

4.1 Mechanical Dimensions



All dimensions are in millimeter

4.2 EUT Photo



Report Revision

| Report Number | Report Date | Contents |
|--------------------|-------------|---|
| RSZ180821504-10 | 2018-08-24 | Original report. |
| RSZ180821504-10-M1 | 2018-11-05 | Update the Mechanical Dimensions in page17. |

*****END OF REPORT*****